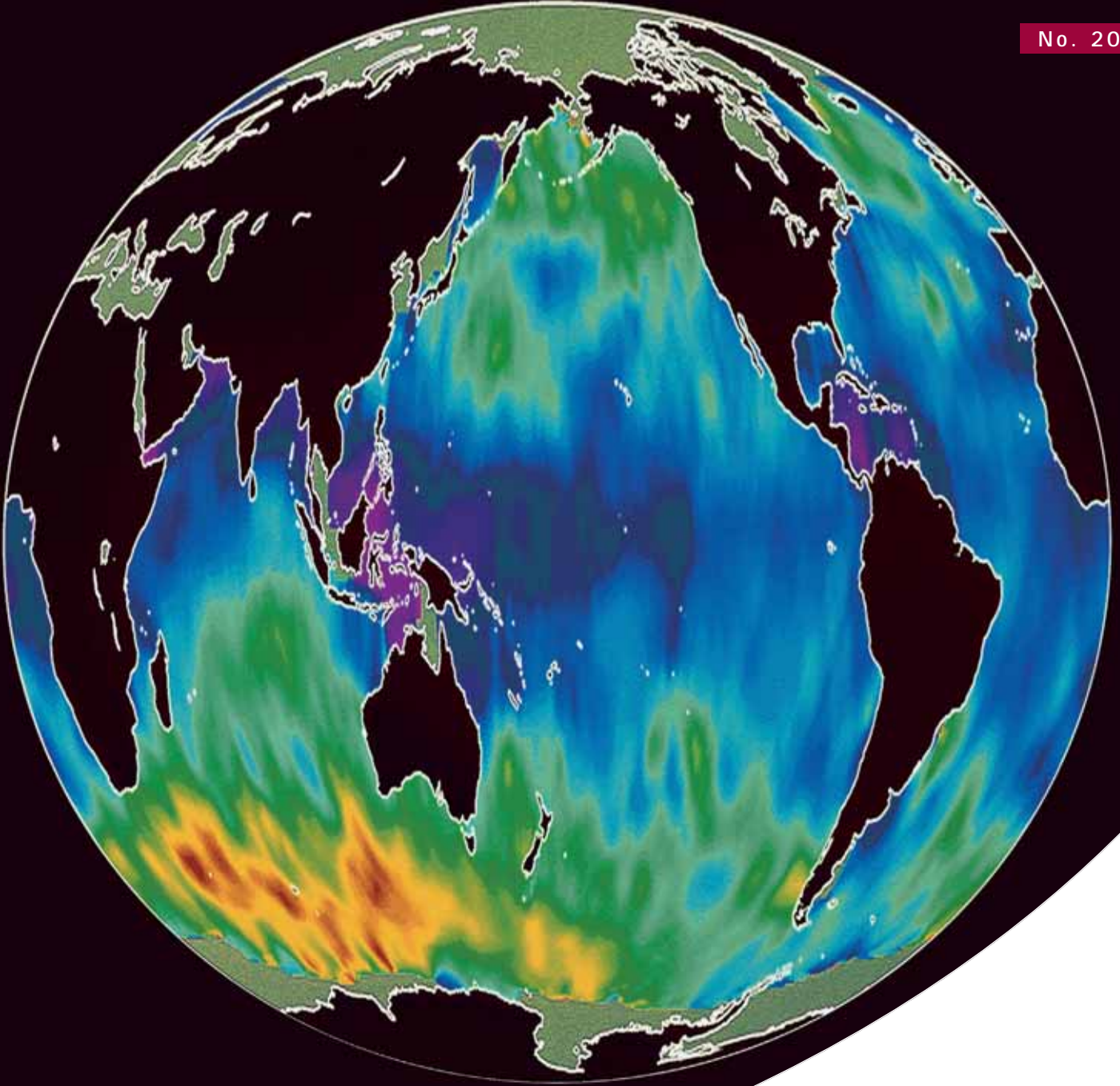


bulletin



No. 2009 - 2



One World, One Health

Oie

content



editorial

One World, One Health 01

forum

One World, One Health. *Summary of the FAO/OIE/WHO document* 03

The power and benefits of informal and formal networks, where the sum of our efforts is greater than our individual contributions 05

Understanding Animal Welfare: The Science in its Cultural Context 08

OIE news

new OIE publications 10

meetings & visits 12

news from headquarters 16 & 64

regional activities 27

official acts 34

news from colleagues

epidemiology & animal disease control programmes 39

activities of reference laboratories & collaborating centres 46

international news

book review 48

special events 52 & 62

agenda 56

ISSN 1684-3770

FOUR ISSUES PER YEAR

Chief editor: Bernard Vallat • Copy editor: Bulletin Editorial Committee •

Printer: Jouve • Design: OIE/Rialto/P. Blandin • Subscriptions: pub.sales@oie.int

One World, One Health

© Daniel Morzinski



The new concept, 'One World, One Health', has recently appeared, indicating that the world has suddenly woken up to the link between animal diseases and public health. And about time too!

It has long been known that 60% of known human infectious diseases have their source in animals (whether domestic or wild), as do 75% of emerging human diseases and 80% of the pathogens that could potentially be used in bioterrorism. We also know that human populations need a regular diet of protein from milk, eggs or meat, and that a deficiency can also be a public health problem.

Some estimates suggest that world production of food animals is reduced by more than 20% due to disease, which means that even animal diseases not transmissible to humans may lead to serious public health problems due to the shortages and deficiencies that can follow.

We also know that the unprecedented flow of commodities and people gives pathogens of all kinds the opportunity to spread and multiply around the world, and that climate change can enable them to extend their range, notably through vectors such as insects colonising new areas that up until a few years ago were too cold for them to survive the winter.

The only way to prevent all these new hazards is to adapt the existing systems of health governance at world, regional and national levels in a harmonised and coordinated manner.

At the global level, the World Organisation for Animal Health (OIE) has modernised its worldwide information system on animal diseases (including zoonoses) with the creation of WAHIS, a mechanism whereby all countries are linked on-line to a central server that collects all the compulsory notifications sent to the OIE, covering 100 priority terrestrial and aquatic animal diseases.

The World Health Organization (WHO) has adopted the International Health Regulations, placing new obligations on its

Members. The OIE, WHO and the Food Agriculture Organization of the United Nations (FAO) have created GLEWS, the Global Early Warning System, a platform shared by the three organisations to improve early warning on animal diseases and zoonoses worldwide.

The OIE, WHO and FAO (with the support of UNICEF, the UN System Influenza Coordinator [UNISIC] and the World Bank) have prepared a consensus document on global measures needed to coordinate medical and veterinary health policies more effectively, taking into account new requirements to prevent and control zoonoses. This document was presented and adopted by the Ministers of more than 100 countries at a Conference in Sharm el-Sheikh, Egypt, in October 2008.

At the national level, the OIE has created a mechanism whereby countries can volunteer to have an OIE independent evaluation of their animal health system, including their Veterinary Services' compliance with international standards of quality adopted and published by the OIE and serving as the basis for good governance. More than 120 countries have already taken this step as part of the worldwide application of the OIE PVS (Performance of Veterinary Services) tool.

A PVS evaluation provides a preliminary diagnosis of governance, which can then be followed up by support in the form of a gap analysis mission to establish what "treatment" will be needed, according to the country's own priorities, to remedy weaknesses detected during the diagnosis.

Although there is not yet an equivalent system for public health systems, application of the PVS can, among its many benefits, enable recommendations to be made on ways of improving cooperation between the Veterinary Services and the Public Health Services. Recent events have shown just how important this cooperation can be in dealing with zoonotic diseases such as rabies and highly pathogenic avian influenza, and indeed with certain types of foodborne diseases. In all these cases, controlling the pathogen at its source in animals could help to avoid subsequent public health problems, which

The new concept, 'One World, One Health', has recently appeared, indicating that the world has suddenly woken up to the link between animal diseases and public health. And about time too!



explains the importance of suitable budgetary allocations for disease prevention and the usefulness of national joint committees with the participation of the Veterinary Services and the Medical Services, aimed at establishing permanent consultation and cooperation, a situation that unfortunately does not exist at all in too many countries.

We can only hope that the discussions currently taking place on the concept 'One World, One Health' will eventually lead all countries to give a firm commitment to making their animal health situation transparent and setting up mechanisms for the early detection of disease outbreaks. This will require a sound legal basis and national investments, enabling countries to achieve compliance with standards

of quality, especially as regards their Veterinary Services, with the support of the OIE and their government and, where necessary, interested international donors agencies.

It is also to be hoped that the Member Countries and Territories will continue to demonstrate their commitment to further strengthening the international legal framework of the WHO and the OIE in order to comply with all the rules that avoid other Members to be put at risk because diseases have not been rapidly detected and correctly notified.

Nevertheless, the concept 'One World, One Health' should not serve as a pretext for dangerous initiatives like trying to achieve economies of scale based on purely theoretical notions worthy of a sorcerer's apprentice, such as trying to merge the Veterinary Services and the Public Health Services.

Although there is not yet an equivalent system for public health systems, application of the PVS can [...] enable recommendations to be made on ways of improving cooperation between Veterinary Services and Public Health Services

Dr Bernard Vallat
Director General, OIE

One World, One Health

Summary of the FAO/OIE/WHO document

In 2008, four international organisations, FAO (United Nations Food and Agriculture Organization), the World Organisation for Animal Health (OIE), the World Health Organization (WHO) and UNICEF (United Nations Children's Fund), along with the World Bank and UNSIC (United Nations System Influenza

formulation of the Manhattan Principles. These twelve principles seek to define a holistic approach to the prevention of epidemic/epizootic diseases, while maintaining the integrity of ecosystems for the benefit of mankind, our domestic animals and

biodiversity, a topic that concerns us all.

the world's population, which is expected to reach 8 billion by 2025, mainly in Asia, Africa and Latin America, where most of the world's poor live. This trend is likely to result in more poor people in absolute terms.

At the same time, some in-transition Asian countries are currently experiencing strong economic growth, with rapid urbanisation and greater demand for food, particularly of animal



Coordinator), joined forces to produce a strategic document entitled 'Contributing to One World, One Health: a strategic Framework for Reducing Risks of Infectious Diseases at the Animal-Human-Ecosystems Interface'.

This concept is explained in a 68-page document, starting with an executive summary. It is therefore too long to be printed in full in the *Bulletin*. The document stems from a meeting held in Manhattan (New York, United States of America) in September 2004, bringing together experts in various disciplines from around the world to discuss problems arising from the circulation of diseases between humans, domestic animals and wildlife. The product of this first meeting on the subject of these three domains was the

Mankind is currently facing many different challenges, which will require global solutions. One of these challenges is the spread of infectious diseases that emerge or re-emerge at the interfaces between animals, humans and the ecosystems in which they live. This situation is the result of several factors, including the exponential growth in human and livestock populations, rapid urbanisation, changing farming systems, closer interaction between livestock and wildlife, forest encroachment, changes in ecosystems and globalisation of trade in animals and animal products.

The most important factor is undoubtedly the dramatic increase in

origin. Termed the 'livestock revolution' by Delgado, this phenomenon is leading to rapid change in farming systems. In 2008, over 21 billion food animals were produced to help feed a population of over 6 billion people. By 2020, this demand is expected to increase by 50%.

The increase in the human population is also putting pressure on land use, with further encroachment on natural forests and their rich and diverse fauna, thereby exposing humans and domestic animals to new pathogens.

The overarching objective of the strategic framework proposed in the document 'One World, One Health' is to

* One world, one health is still a concept created by the Wildlife Conservation Society

minimise the global impact of diseases of animal origin, including zoonoses, especially those with pandemic potential.

The approach articulated in the Manhattan Principles recognises the interdependence of human, animal and ecosystem health. It presupposes an international, interdisciplinary, cross sectoral approach to the surveillance, control, prevention and mitigation of emerging diseases



Prevention of bioterrorism (or agroterrorism) is also envisaged as a global public good. Surveillance for infectious diseases must be directed against all potential emerging infections, both natural and deliberate.

Efforts to prevent and respond to the recent avian influenza epizootic have shown that many countries were unprepared to deal with this type of

disaster. In many cases, countries did not sufficiently invest in their Veterinary or Public Health Services. Even if the Veterinary Services lie at the heart of intervention actions they require a strong partnership with Public Health Services and wildlife services.

Key elements of effective prevention programmes in both animal and public health include:

while preserving the environment, especially through compliance with the standards issued by the OIE.

The document also emphasises the need to improve biosecurity measures to control the emergence and spread of infectious diseases. Unfortunately, levels of biosecurity vary depending on the economic and health conditions of communities and the types of farming systems practised.

Poor communities often lack the necessary resources to access public and veterinary health services. Poor sanitary conditions and inefficient management practices tend to result in numerous infectious agents becoming endemic.

- adequate infrastructure and expertise at national and local levels, and at entry points
- timely and responsive disease surveillance systems for animal and human populations
- up-to-date emergency preparedness and response plans
- capacity for communication of level of risk
- capacity to apply international agreements and standards
- continuous evaluation and improvement of biosecurity
- governance and legislation in line with international standards
- adequate and sustainable laboratory capacity supported by external quality assurance systems
- established monitoring and evaluation systems for Veterinary and Public Health Services
- a legal framework with incentives through co-operation with the private sector
- a communication protocol between animal and public health surveillance systems


The power and benefits of informal and formal networks, where the sum of our efforts is greater than our individual contributions

The power and benefits of informal and formal networks, where the sum of our efforts is greater than our individual contributions

Within the 'One World, One Health' strategic framework, there was consensus to build on the existing approaches and mandates of international institutions and other partners to form a flexible network – a network that is expected to be nimble enough to be able to adapt, form new coalitions and respond rapidly to any new health emergencies.

Internationally, this network would be built on a number of structures and mechanisms that have been already established by agencies such as FAO, OIE, WHO and UNICEF. Building on these structures does not mean the integration or fusion of roles among different specialised international agencies; the goal is rather to improve communication, coordination and collaboration.

The OIE has an extensive network of expertise that allows it to function at a much broader scope and scale than could be achieved through the efforts of the OIE employees alone. As of 2008, the OIE had 177 Reference Laboratories in 32 Member Countries or Territories and 29 Collaborating Centres in 18 Member Countries or Territories. OIE Reference Laboratories are designated to pursue all the scientific and technical issues relating to a given OIE-listed disease, and in particular to function as a centre of expertise and standardisation of diagnostic techniques for its designated disease. OIE Collaborating Centres are centres of expertise in a specific designated sphere of competence relating to the management of general questions on animal health issues (for example, epidemiology or risk analysis). In addition to fulfilling their mandate as laid down by the OIE, experts from Reference Laboratories and Collaborating Centres provide technical expertise for training and capacity building,



participate in *ad hoc* Groups and field investigations, and also provide input to official OIE texts through chapter authorship and review.

We need to promote stronger collaboration among experts and ensure the strength and depth of veterinary expertise is available and sought after to reduce the risks of infectious diseases at the animal-human-ecosystem interface. This will require continued strengthening of Veterinary Services

throughout the world to ensure that any given network can represent the diversity of issues and challenges faced by our Members. The OIE currently has three established subject-specific OIE Reference Laboratory networks – a Foot and Mouth Disease network (managed by Pirbright, United Kingdom); a bluetongue network (managed by Teramo, Italy); and OFFLU, the joint OIE-FAO network of expertise on avian influenza. There is a need to expand the network concept, both by increasing classical disease-based networks and by developing networks that take a holistic or systems-based approach, integrating issues related to the animal-human-ecosystem interface and including input from human health and wildlife experts. It will also be important to develop criteria to define the establishment and functioning of these networks so as to ensure that they benefit participants, the OIE and its Members and, more globally, animal and human health.


has an established programme of twinning established OIE Reference Laboratories with candidate laboratories interested in improving their capacity and potentially achieving OIE Reference Laboratory status for a specific disease. An additional goal of this programme is to provide the building blocks for long-term networking between the scientists of the OIE Reference Laboratory and the candidate laboratory that lasts beyond the end of the twinning project. The twinning projects also are intended to develop new experts who can then contribute to the development of OIE technical guidance and provide more diverse regional representation in OIE networks. This programme also helps to build or reinforce the scientific veterinary community in developing countries, thereby helping all OIE Members to participate in the preparation of OIE international standards, particularly those recognised within the scope of the World Trade Organization SPS Agreement.


The power and benefits of informal and formal networks, where the

We must continue to develop ways to integrate more closely wildlife expertise into the animal-human-ecosystem interface in a scientific approach to the development of standards. This will be done more efficiently if we take advantage of opportunities to support and expand networks among existing experts, and find new ways to integrate them into the OIE process. Wildlife plays a key role in both the animal and ecosystem domains, yet wildlife experts have at times been relegated to the role of 'distant relative' in the control of emerging and re-emerging diseases. In 1994, the OIE formed the Working Group on Wildlife Diseases. In the context of a One World, One Health approach to the control of emerging and re-emerging infectious diseases, however, a substantial amount of work remains to be done to collaborate effectively with and benefit from the expertise of the major wildlife partners. This will not be achievable without significant investment to promote these new partnerships and support existing and new networks with these partners.

We need to enhance networking across levels of technical expertise to establish collaborative relationships that improve the international capacity of veterinary laboratories. The OIE

To work effectively at the animal-human-ecosystem interface, we shall also need to enhance our informal intersectoral collaboration and in some instances create more





sum of our efforts is greater than our individual contributions

formal relationships. Existing examples that are already working are OFFLU and the Global Early Warning System for Major Animal Diseases, including Zoonoses (GLEWS), a joint WHO/OIE/FAO activity.

Along the same lines, additional networking opportunities already on the horizon include the expansion of the Mediterranean Zoonoses Control Programme from its current version as a WHO programme focusing on capacity building in human health issues related to zoonotic diseases in the Mediterranean region, to an FAO/OIE/WHO centre of excellence to strengthen the tripartite effort to reduce disease risks at the animal-human-ecosystem interface. Such an initiative could enhance the early warning and response goal of GLEWS, and could support the continued development of and training in joint, collaborative, risk mitigation good

practices. Another example on the horizon is the expansion of the OIE avian influenza Reference Laboratory in Padova, Italy, into an OIE Collaborating Centre for diseases at the human-animal interface.

The OIE, along with its animal and human health partners, cannot do this alone. The participation of private industry partners – including sharing technical expertise and providing critical investments in the development and support of networks – will be necessary. The prevention and control of emerging and re-emerging diseases is a global public good. It will only be achieved through the strong participation of the veterinary community, and will depend upon broad global investment, that is itself dependent on stable collaboration among the key 'tripod' of official veterinarians, private veterinarians and animal producers.



Understanding Animal Welfare: The Science in its Cultural Context

by David Fraser


This very readable book is designed to be of interest to students of animal welfare science, veterinarians and others working in animal care professions, animal scientists and animal producers, as well as staff in private and public sector organisations concerned with animal welfare policy and practice.

In a 40-year-plus academic career, from PhD studies in Glasgow to his current professorial position at the University of British Columbia, David Fraser has made a major contribution to the international animal welfare science and ethics peer-reviewed literature. He has established a reputation as a highly-regarded international contributor who has enriched the animal welfare debate and combines an in-depth appreciation and understanding of the scientific elements of animal welfare with the equally important cultural and ethical dimensions. From an academic base, Fraser has also made an extremely important contribution to international bodies such as the World Organisation for Animal Health (OIE) and the FAO and North American food industry organisations. His contribution to the OIE Animal Welfare Working Group, since its establishment in 2002, has been important and highly-valued and has demonstrated his commitment to emphasising the critical importance of the cultural context and associated societal values when establishing animal welfare standards and formulating animal welfare policy.

The book emphasises the dramatic increase in public, political, media and scientific interest in animal welfare over the last sixty years, and uses specific examples involving orcas and wolves in Canada, fox hunting in the United Kingdom and layer hen housing in Europe to illustrate the 'sea change' in public attitudes.

Fraser emphasises the 'mandated' nature of animal welfare science: i.e., science that owes its origin to the need to inform a public desire to revise, amend or justify existing policy and practice in relation to the use of animals in agriculture, science or for recreational, entertainment or other purposes. The study of animal welfare science emphasises the interplay between 'facts' and 'values' and the complexity of interpretation in multi-disciplinary fields. As such, he argues that animal welfare science can be considered as a case study of the role of animals and society.

This view accords well with the OIE's acceptance of, and strategic approach to, animal welfare as 'a complex international public policy issue with important scientific, economic, cultural and religious dimensions and important trade policy implications'. The book is conveniently, and logically, divided into three separate parts,



Part 1, 'Animal welfare in context', covers the following topics: animals and moral concern, animals in the human mind, a good life for animals and the science of animal welfare. A historical context is provided for the relationship between animals and humans going back to ancient Greece and the sixth Century BC.

Part 2 of the book deals with the methods of animal welfare science,



'This is a delightful book, full of interesting aspects of animal welfare.'

An excellent guide to the academic study of animal welfare science.'

Marian Stamp Dawkins, Department of Zoology, University of Oxford

while **Part 3** deals with the complexity of attempting to draw conclusions about animal welfare when evidence derived from different methodologies may well be contradictory.

Fraser has previously expressed the view that 'As it has unfolded to date, the animal welfare debate has been disappointing intellectually, ethically and politically: intellectually, because the debate has not resulted in a genuine understanding of how animal agriculture affects animals, the environment, and the good of the public; ethically, because the polemical nature of many of the accounts of

animal agriculture has tended to polarise the debate and to prevent real ethical analysis of important issues; and politically, because this polarised debate has failed to create a climate of dialogue and consensus building. As a first step towards rectifying these problems, there is an urgent need for scientists and ethicists to avoid simply aligning themselves with advocacy positions and instead to provide knowledgeable research and analysis of the issues.'

This book makes a major contribution to addressing this frustration and is recommended reading for those who want to make a

positive contribution to the notion of positive, ethically-principled, science-based animal welfare change management. The book will be particularly valuable to policy architects working within the public, private and NGO sectors. The book's publication is also very timely, as the OIE continues to pursue its international animal welfare leadership role by actively engaging with stakeholder groups and developing standards and policies which recognise the existence of vastly different cultural contexts and the complexity of addressing animal welfare at a global rather than a national or regional level.



new OIE publications

These publications are available for purchase from the OIE e-bookshop www.oie.int (publications)

Scientific and Technical Review Vol. 28 (1), 2009

Avian Influenza

**Coordinated by:
Professor Thomas Mettenleiter**

April 2009


Trilingual

ISBN 978-92-9044-760-3

Format: 29.7 × 21 cm

approx. 300 pp.

Price: 55 €



Although it is far from certain that HPAIV H5N1 will transform into the next pandemic human influenza virus, the possibility that this might occur and the concerns of politicians and the general public about the catastrophic consequences of an eventual influenza pandemic have resulted in enormous efforts to improve diagnosis, to better understand the epidemiology of avian influenza, to assess the molecular basis for influenza virus virulence and host specificity and to design improved vaccines for animals and humans alike. This drastic increase in research has resulted in a significant expansion of our knowledge on avian influenza viruses and the role they play in animals and humans. This issue of the OIE *Scientific and Technical Review* presents a comprehensive overview on our present understanding of avian influenza. Foremost leading experts on influenza have agreed to share their views and latest results to provide a state-of-the-art summary on the current knowledge.

Scientific and Technical Review Vol. 28 (2), 2009

Veterinary education for global animal and public health

**Coordinated by:
Dr Donal A. Walsh**

August 2009


Trilingual

ISBN 978-92-9044-761-0

Format: 29.7 × 21 cm

approx. 350 pp.

Price: 55 €



This issue of the *Scientific and Technical Review* is devoted to the improvement of student education in global animal and public health, and all its numerous facets, in every veterinary faculty in the world. Its content will be of interest to all in veterinary medicine. This set of 50 papers is divided into two approximately equal parts. One half is devoted to defining the animal and public health education that every veterinary student in the world should receive, irrespective of their intended career path and whether or not they will be directly working within the field of public health. The remaining papers in the set are devoted to the question of how this education can be achieved within an already packed curriculum.

Epidemiological surveillance in animal health


Coordinated by
B. Dufour & P. Hendriks

2nd edition, 2009
ISBN 978-92-9044-721-4

14.8 × 21 cm, 385 pp.

Price: 25 €

In English



The English version of this book is the result of collaboration among epidemiological surveillance specialists at all the operational echelons of an epidemiological surveillance network: organisation, training, data management and evaluation. The coordinators of various networks contributed their valuable experience to this practical guide.

Part one provides readers with all the methodological elements they need to help create, operate and evaluate an epidemiological surveillance network in the field. Part two presents concrete examples of a variety of epidemiological surveillance networks in operation. It shows that all networks use the same methodological procedure even though their surveillance subjects and methods vary so widely.

This practical guide is aimed at all those responsible for epidemiological surveillance network design, organisation and operation in both the northern and southern hemispheres. It will also be of interest to students and teachers of animal epidemiology.

Part one provides readers with all the methodological elements they need to help create, operate and evaluate

Bluetongue in northern Europe

Coordinated by C. Saegerman,
F. Reviriego-Gordejo &

P.-P. Pastoret

ISBN 978-92-9044-724-5

Format: 14,8 × 21 cm

96 pp.

Price: 35 €



French version just published

Bluetongue (BT) is an infectious, viral and vector-borne disease of improved breeds of sheep and some species of deer that is of major international importance. The infection is usually unapparent in cattle, which acts as reservoir for the virus. However, some serotypes such as serotype 8 (BTV-8), which recently caused a severe epizootic of BT in northern Europe, exhibit a more important virulence in cattle.

Consequently, the redaction of a scientific booklet describing Bluetongue is of great utility for veterinarians and animal health professionals in the framework of an early detection of Bluetongue and other emerging diseases.

Scientific assessment and management of animal pain


Coordinated by
D. Mellor, P. Thornber,
D. Bayvel & S. Kahn

ISBN : 978-92-9044-722-1

Format: 14,8 × 21 cm

approx. 200 p.

Price: 25 €



Spanish and French versions just published

The World Organisation for Animal Health (OIE) is the international animal welfare standard-setting organisation. This timely publication covers all aspects of the scientific assessment and management of animal pain, an essential component of animal welfare. Mainly based on a series of papers presented during the Australian Animal Welfare Strategy (AAWS) Science Summit on Pain & Pain Management (Melbourne,

May 2007), it also contains unpublished papers from other parts of the world.

This publication will be essential reading for everyone involved in animal welfare and in the assessment and management of animal pain.

meetings and visits

Name and function of OIE permanent staff who participated in meetings or visits: January to March 2009

Central Bureau

General Directorate

Bernard Vallat	Director General
Jean-Luc Angot	Deputy Director General (Administration, Finance and Staff Management)
Gideon Brückner	Deputy Director General (Animal Health and International Standards)
Alex Thiermann	Advisor to the Director General and President of the OIE Terrestrial Animal Health Standards Commission
Maria Zampaglione	Head of the Communication Unit
Glaïeul Mamaghani	Deputy Head of the Communication Unit
Barrie Carnat	Assistant, Communication Unit
Alain Dehove	Co-ordinator of the World Animal Health and Welfare Fund
Marie Edan	Chargée de mission
Margarita Gómez-Riela	Assistant to the World Fund Coordinator
Alix Weng	Head of the Accounts Unit
Marie Bonnerot	Assistant, Budget and Human Resources Unit
Willem Droppers	Chargé de mission

Administration and Management Systems Department

Daniel Chaisemartin	Head of Department
Bertrand Flahault	Deputy Head of Department
Alejandra Torres-Balmont	Conference Coordinator

Animal Health Information Department

Karim Ben Jebara	Head of Department
Francesco Berlingieri	Deputy Head of Department
Laure Weber-Vintzel	Chargée de mission
Mariela Varas	Chargée de mission
Alice Mukakanamugire	Chargée de mission
Alessandro Ripani	Chargé de mission

International Trade Department

Sarah Kahn	Head of Department
Yamato Atagi	Deputy Head of Department
Leopoldo Stuardo	Chargé de mission
Gillian Mylrea	Chargée de mission

Publications Department

Paul-Pierre Pastoret	Head of Department
Annie Souyri	Deputy Head of Department
Tamara Benicasa	Sales and Marketing Agent
Marie Teissier	Documentalist

Scientific and Technical Department

Gideon Brückner	Head of Department
Elisabeth Erlacher-Vindel	Deputy Head of Department
Kate Glynn	Chargée de mission
Yong Joo Kim	Chargé de mission
Keith Hamilton	OFFLU (OIE/FAO Network of Expertise on Avian Influenza) Coordinator
François Diaz	Officer in charge of validation of diagnostic assays
Lea Knopf	Officer in charge of the recognition of countries' animal disease status
Sara Linnane	Scientific Editor

Regional Activities Department

Gastón Funes	Head of Department
Mara Elma González Ortiz	Deputy Head of Department
Stéphane Berlaud	Chargé de mission
Nilton Antônio de Moraes	Chargé de mission
Nathaly Monsalve	Bilingual Secretary

OIE Regional and Sub-Regional Representations

Africa

Abdoulaye Bouna Niang	Past President of the OIE International Committee and Regional Representative for Africa (Bamako, Mali)
Yacouba Samaké	Deputy Regional Representative (Bamako, Mali)
Daniel Bourzat	Counsellor to the Regional Representative for Africa (Bamako, Mali)
Nicolas Denormandie	Chargé de mission (Bamako, Mali)
Mariam Minta	Secretary (Bamako, Mali)
Aissata Bagayoko	Secretary (Bamako, Mali)
Bonaventure J. Mtei	Sub-Regional Representative for Southern Africa (Gaborone, Botswana)
Patrick Bastiaensen	Chargé de mission (Gaborone, Botswana)
Nomsa Thekiso	Secretary (Gaborone, Botswana)

Americas

Luis Osvaldo Barcos	Regional Representative for the Americas (Buenos Aires, Argentina)
Osvaldo Luján Ibarra	Senior Technical (Buenos Aires, Argentina)
François Caya	Chargé de mission (Buenos Aires, Argentina)
Alicia Susana Palmas	Secretary (Buenos Aires, Argentina)
Leandro Barcos	Technical Assistant (Buenos Aires, Argentina)
José Joaquín Oreamuno Toledo	Sub-Regional Representative for Central America (Panama City, Panama)
Yolanda Conte	Secretary (Panama City, Panama)

Asia and the Pacific

Teruhide Fujita	Regional Representative for Asia and the Pacific (Tokyo, Japan)
Itsuo Shimohira	Senior Deputy Regional Representative (Tokyo, Japan)
Kenji Sakurai	Deputy Regional Representative (Tokyo, Japan)
Yumiko Sakurai	Chargée de mission (Tokyo, Japan)
Ikuo Koike	Technical Consultant (Tokyo, Japan)
Matasuke Yamage	Technical Consultant (Tokyo, Japan)
Than Hla	Technical Consultant (Tokyo, Japan)
Takako Shimizu	Secretary (Tokyo, Japan)
Kazue Akagawa	Secretary (Tokyo, Japan)
Ronello C. Abila	Sub-Regional Coordinator, SEAFMD (Southeast Asia Foot and Mouth Disease Campaign) Coordination Unit (Bangkok, Thailand)
Alexandre Bouchot	Chargé de mission (Bangkok, Thailand)
Nichola Hungerford	Communications Officer, SEAFMD (Bangkok, Thailand)
Tri Satya Putri Naipospos	Chargée de mission (Bangkok, Thailand)

Europe

Nikola T. Belev	President of the OIE Regional Commission for Europe and Regional Representative for Eastern Europe (Sofia, Bulgaria)
Rina Kostova	Secretary (Sofia, Bulgaria)
Stanislav Ralchev	Technical Assistant (Sofia, Bulgaria)
Anatoliy Vlasov	Expert (Sofia, Bulgaria)
Caroline Planté	Sub-Regional Representative (Brussels, Belgium)

Middle East

Ghazi Yehia	Regional Representative for the Middle East (Beirut, Lebanon)
Mustapha Mestom	Consultant (Beirut, Lebanon)
Pierre Primot	Chargé de mission (Beirut, Lebanon)
Rita Rizk	Secretary (Beirut, Lebanon)
Hani Imam	Secretary (Beirut, Lebanon)
Khodr Rejeili	Assistant (Beirut, Lebanon)
Mahmoud Gaddaf	Assistant (Beirut, Lebanon)

Name and function of experts who represented the OIE in meetings or visits

Carlos Correa Messuti	Vice-President of the OIE International Committee and OIE Delegate of Uruguay	Michel Lombard	OIE Expert for Vaccine Production
Mehdi El Harrak	Secretary General of the OIE Biological Standards Commission and Chairman of the OIE ad hoc Group on Diseases of Camelids	Barry O'Neil	President of the OIE International Committee and OIE Delegate of New Zealand
Jamil Gomes de Souza	President of the OIE Regional Commission for the Americas and OIE Delegate of Brazil	Martial Petitclerc	OIE Project Manager

meetings and visits

November 2008 (see also *Bulletin No. 1-2009*)

Title of the event	Place	Date	Participants
Symposium: "Emerging Infections: A Tribute to the One Medicine, One Health Concept"	Manhattan, Kansas (United States of America)	13-14 November 2008	Prof. P.-P. Pastoret

December 2008 (see also *Bulletin No. 1-2009*)

Title of the event	Place	Date	Participants
European College of Veterinary Public Health (ECVPH) Conference "Responding to Veterinary Public Health Challenges: Communication and Education"	Thessaloniki (Greece)	4-5 December 2008	Prof. P.-P. Pastoret

January 2009

Title of the event	Place	Date	Participants
FAO/OIE/WHO joint mission to the Philippines to investigate Ebola Reston virus in pigs	Manila (Philippines)	5-15 January 2009	Dr K. Glynn
OIE/WB (World Bank) Workshop on PVS (Evaluation of Performance of Veterinary Services) and Gap Analysis	Washington DC (United States of America)	11-14 January 2009	Dr A. Dehove
Annual meeting of the Emerging Diseases in a Changing European Environment (EDEN) project	Marrakech (Morocco)	11-16 January 2009	Dr L. Knopf
Discussions on hosting the OIE Seminar on animal welfare in July 2009 and support provided by the Turkish government and Ministry of Agriculture and Rural Affairs on OIE activities	Ankara (Turkey)	12-14 January 2009	Prof. Dr N.T. Belev
OIE Regional Workshop on Vaccine Production and Good Laboratory Practices (GLP)	Bandung (Indonesia)	13-16 January 2009	Dr F. Diaz, Dr T. Fujita & Dr M. Lombard
3rd meeting of the Project Management Board of Discontools (Disease Control Tools) – 20th Executive Board Meeting of the European Technology Platform for Global Animal Health (ETPGAH)	IFAH Headquarters, Brussels (Belgium)	14 January 2009	Dr E. Erlacher-Vindel
The European Network of Excellence for Epizootic Diseases, Diagnosis and Control (EPIZONE) – 3rd half yearly meeting	Lelystad (The Netherlands)	15-16 January 2009	Dr E. Erlacher-Vindel
International Green Week – Animal Health on the World Markets	Berlin (Germany)	17-18 January 2009	Dr B. Vallat, Ms M. Zampaglione & Ms T. Benicasa
124th Session of the WHO Executive Board	Geneva (Switzerland)	19-20 January 2009	Dr W. Droppers
Expert Meeting on Global Trade and Farm Animal Welfare	Brussels (Belgium)	19, 20 and 22 January 2009	Dr B. Vallat, Dr L. Stuardo & Dr C. Planté
Southern Africa Transboundary Animal Disease Harmonisation Meeting	Katima Mulilo (Namibia)	20-21 January 2009	Dr B.J. Mtei
Management of OIE/UK Project (Department for International Development – DFID)	London (United Kingdom)	26 January 2009	Dr A. Dehove & Dr K. Hamilton
High Level Meeting on Food Security for All	Madrid (Spain)	26-27 January 2009	Dr J.-L. Angot
GF-TADs Technical Workshop on Foot and Mouth Disease	Nairobi (Kenya)	26-30 January 2009	Dr G. Brückner, Dr A.B. Niang & Dr B.J. Mtei



meetings and visits

January 2009 (cont.)

Title of the event	Place	Date	Participants
Better Training for Safer Food (BTSF) – European Commission Workshop on Animal Welfare during transport and related operations	Giulianova (Italy)	26-30 January 2009	Dr C. Planté
WHO/FAO/OIE joint meeting – H5N1 avian influenza infection in humans – risk assessment at community level	FAO Headquarters, Rome (Italy)	28-29 January 2009	Dr K. Hamilton & Dr W. Droppers
5th Session of the Intergovernmental Technical Working Group on Animal Genetic Resources for Food and Agriculture	FAO Headquarters, Rome (Italy)	28-30 January 2009	Prof. P.-P. Pastoret
Visit to IZSve (Istituto Zooprofilattico Sperimentale delle Venezie), OIE Collaborating Centre	Padua (Italy)	29 January 2009	Dr K. Glynn
European Commission Final Conference of the CBRN (Chemical, Biological, Radiological, and Nuclear) Task Force	Prague (Czech Republic)	29-30 January 2009	Dr C. Planté
Economic Community of West African States (ECOWAS) Forum of the Animal Production Industry	Niamey (Niger)	29 January – 4 February 2009	Dr Y. Samaké

February 2009

Title of the event	Place	Date	Participants
1st Steering Committee Meeting on PAN-SPSO (Participation of African Nations in Sanitary and Phytosanitary Standard-setting Organizations) Project	Nairobi (Kenya)	3 February 2009	Dr M.E. González Ortiz
FAO/OIE/WHO Tripartite Annual Coordination and Executive Meeting	OIE Headquarters, Paris (France)	3-4 February 2009	Dr B. Vallat, Dr J.-L. Angot, Dr A. Dehove, Ms M. Zampaglione, Dr B. Carnat, Dr W. Droppers, Dr G. Brückner, Dr E. Erlacher-Vindel, Dr K. Glynn, Dr K. Hamilton, Dr L. Knopf, Dr D. Chaisemartin, Dr K. Ben Jebara, Dr S. Kahn, Prof. P.-P. Pastoret & Dr G. Funes
ENSV (National School of Veterinary Services) Training Course on International Food Policies	Marcy-l'Étoile (France)	3-6 February 2009	Dr C. Planté
3rd FAO Regional Coordination Meeting for Animal Health	Algiers (Algeria)	8-10 February 2009	Dr A.B. Niang
Discussion on the activities of the Australian Animal Health Laboratory (AAHL), OIE Collaborating Centre for New and Emerging Diseases, and the participation of this Collaborating Centre in an OIE pilot network of Collaborating Centres to reduce risks of infectious diseases at the animal–human–ecosystem interface	AAHL Headquarters, Geelong (Australia)	9-10 February 2009	Dr K. Glynn
WTO Regional Workshop for Pacific Countries	Nadi (Fiji)	9-12 February 2009	Dr A. Thiermann & Dr T. Fujita
Official visit in Poland	Warsaw (Poland)	11-12 February 2009	Dr B. Vallat
Meeting “Better Training for Safer Food (BTSF) in Africa”	Brussels (Belgium)	13 February 2009	Dr A. Dehove & Dr M. Edan
2nd International Meeting on Emerging Diseases and Surveillance (IMED)	Vienna (Austria)	13-16 February 2009	Dr B. Vallat, Dr K. Ben Jebara, Dr E. Erlacher-Vindel & Ms T. Benicasa
1st OIE Sub-Regional Workshop on “Re-emergence of Rift Valley Fever in Southern Africa: how can we better predict and respond?”	Bloemfontein (South Africa)	16-18 February 2009	Dr L. Knopf, Dr G. Yehia, Dr B.J. Mtei & Dr P. Bastiaensen
European Commission Steering Group Meeting on Animal Health Law	European Commission Headquarters, Brussels (Belgium)	18 February 2009	Dr A. Dehove, Dr C. Planté & Dr M. Petitclerc
Country visit to Ukraine	Kiev (Ukraine)	19-21 February 2009	Prof. Dr N.T. Belev
18th Conference of the OIE Regional Commission for Africa	N'Djamena (Chad)	22-26 February 2009	Dr B. O'Neil, Dr B. Vallat, Dr G. Brückner, Dr K. Ben Jebara, Dr G. Funes, Ms N. Monsalve, Dr A.B. Niang, Dr Y. Samaké, Dr N. Denormandie, Ms M. Minta, Ms A. Bagayoko, Dr B.J. Mtei & Dr P. Bastiaensen
44th Meeting of the WTO SPS Committee (Agreement on Sanitary and Phytosanitary Measures)	Geneva (Switzerland)	23-26 February 2009	Dr S. Kahn
Standards and Trade Development Facility (STDF) Working Group Meeting	Geneva (Switzerland)	27 February 2009	Dr S. Kahn

meetings and visits

March 2009

Title of the event	Place	Date	Participants
Training workshop on animal welfare concerning the stunning and killing of animals at slaughterhouses and in disease control situations, organised by Istituto Zooprofilattico Sperimentale dell'Abruzzo e del Molise within the framework of the Better Training for Safer Food (BTSF), programme of the European Commission (DG Sanco)	Budapest (Hungary)	2 March 2009	Dr L. Stuardo
Meeting on Animal Welfare co-hosted by WSPA (World Society for the Protection of Animals) and the Seychelles	New York (United States of America)	3 March 2009	Dr C. Planté
Workshop on the "Revised WHO Guidance on Pandemic Influenza Preparedness and Response 2008"	Fukuoka (Japan)	3-6 March 2009	Dr T. Fujita
Meeting with Mr José Mauricio Bustani, Ambassador of Brazil to France, and Mr Pedro Scalisse, Trade Advisor	Brazilian Embassy, Paris (France)	5 March 2009	Dr J.-L. Angot
North West Area Workshop of the ELBARN Project (European Livestock Breeds Ark and Rescue Net), held to discuss the protection of rare breeds	Ghent (Belgium)	5-6 March 2009	Dr W. Droppers
WHO/FAO/OIE – Meeting on Avian Influenza – Risk Factors	Geneva (Switzerland)	5-6 March 2009	Dr K. Glynn
3rd OIE Mission on Foot and Mouth Disease in South America	Argentina, Bolivia, Brazil & Paraguay	5-14 March 2009	Dr G. Brückner & Dr L. Knopf
European Commission Animal Health Advisory Committee meeting	Brussels (Belgium)	6 March 2009	Dr A. Dehove & Dr C. Planté
4th Meeting of the GF-TADs Steering Committee for Africa	Nairobi (Kenya)	9-10 March 2009	Dr A.B. Niang & Dr D. Bourzat
15th Meeting of the OIE Sub-Commission for Foot and Mouth Disease in Southeast Asia	Kota Kinabalu (Malaysia)	9-13 March 2009	Dr B. Vallat, Dr G. Funes & Dr R.C. Abila
2nd Conference of the International Society of Camelid Research and Development (ISOCARD)	Djerba (Tunisia)	11-14 March 2009	Dr M. El Harrak
ALive 4th Ordinary General Assembly Meeting	Nairobi (Kenya)	12 March 2009	Dr A.B. Niang & Dr D. Bourzat
4th Steering Committee Meeting of SPINAP-AHI (Support Programme to Integrated National Action Plans for Avian and Human Influenza)	Nairobi (Kenya)	13 March 2009	Dr A.B. Niang & Dr D. Bourzat
Expert Consultation "One World, One Health – From Ideas to Action"	Winnipeg (Canada)	16-19 March 2009	Dr A. Thiermann, Dr A. Dehove & Dr K. Glynn
EMIDA Advisory Group (Emerging Infectious Diseases of Animals)	Prague (Czech Republic)	17-18 March 2009	Dr E. Erlacher-Vindel
3rd AVA (African Veterinary Association) Congress	Yaounde (Cameroon)	17-19 March 2009	Dr A.B. Niang, Dr Y. Samaké & Dr B.J. Mtei
40th Plenary Meeting of the EFSA (European Food Safety Authority) Animal Health and Animal Welfare Panel (AHAW)	Parma (Italy)	18-20 March 2009	Dr C. Planté
PSVS (OIE/AusAID Project on Strengthening Veterinary Services) Workshop on Animal Health Communication	Siem Reap (Cambodia)	19-20 March 2009	Dr R.C. Abila & Ms N. Hungerford
Ankara Province Chamber of Veterinarians 55th Anniversary Session	Ankara (Turkey)	21 March 2009	Dr C. Planté
European Commission Meeting on the project "Better Training for Safer Food (BTSF) in Africa"	Brussels (Belgium)	23 March 2009	Dr A. Dehove, Dr M. Edan & Dr C. Planté
1st OIE International Conference on Animal Identification and Traceability. From Farm to Fork	Buenos Aires (Argentina)	23-25 March 2009	Dr B. O'Neil, Dr B. Vallat, Dr G. Funes, Dr S. Kahn, Dr Y. Atagi, Dr D. Chaisemartin, Ms A. Torres-Balmont, Ms M. Bonnerot, Dr L.O. Barcos, Dr J.J. Oreamuno Toledo, Mr L. Barcos, Dr A.B. Niang, Dr B.J. Mtei, Dr K. Sakurai, Dr P. Primot, Dr C. Correa Messuti & Dr J. Gomes de Souza
Discontools (Disease Control Tools) – 2nd meeting of the Working Package 4: Technology Evaluation – European Technology Platform for Global Animal Health (ETPGAH)	Brussels (Belgium)	24 March 2009	Dr E. Erlacher-Vindel
European Commission Steering Group Meeting on Animal Health Law	Brussels (Belgium)	25 March 2009	Dr A. Dehove & Dr C. Planté
International Dairy Federation (IDF) Standing Committee for Animal Health	OIE Headquarters, Paris (France)	25-26 March 2009	Dr E. Erlacher-Vindel
29th FAO Regional Conference for Asia and the Pacific	Bangkok (Thailand)	26-31 March 2009	Dr T. Fujita & Dr R.C. Abila
Harmonisation of Sanitary and Phytosanitary Measures – Intensive training for officials of the African Union Commission, the Regional Economic Communities and specialised bodies	Addis Ababa (Ethiopia)	30 March – 2 April 2009	Dr C. Planté



news from headquarters

Staff changes

Departures



Dr Jean-Luc Angot

Dr Jean-Luc Angot was born in Paris, France, on 16 December 1958, the son of a master butcher and with roots in Normandy and Burgundy. After the obligatory entrance exam, he studied veterinary medicine at the French national veterinary school in Toulouse and passed all his exams with flying colours, qualifying as a doctor in veterinary medicine in 1982. He was awarded the title of *lauréat de l'Université* and received a silver medal for his final year thesis.

After his studies he did his national service, rising to become *vétérinaire en chef de réserve* with the rank of colonel.

Having fulfilled his military obligations, he immediately opted for a career in public administration, and worked in the French Ministry of Agriculture's Directorate-General for Food (DGAL) from 1985 to 1989, before becoming veterinary

attaché at the French Embassy in Rome, Italy, from 1989 to 1993. He returned to France to take up an appointment as Director of the Veterinary Services in the Meuse Département, where he worked from 1993 to 1995. His next position was as Deputy Secretary-General of the French Inter-ministerial Committee for Agriculture and Food (Prime Minister's Department) from 1996 to 1998, before becoming Deputy Director of OFIVAL (*Office national interprofessionnel des viandes, de l'Élevage et de l'Aviculture*) from 1998 to 2001. He culminated his national career with the title of Chief Inspector of Veterinary Public Health, before embarking on an international career. In 2001 he joined the OIE, where he was Head of the Administrative and Financial Department until 2006, during which time he had ample opportunity to demonstrate the full range of his abilities. On 1 February 2006, he was promoted to Deputy Director General of the OIE, while retaining his previous responsibilities.

Married with three children, he left the Organisation in April 2009 to become the new Chief Veterinary Officer of France and Delegate of France to the OIE. His new appointment is clearly a mark of his very great talents and human qualities. He will be sorely missed at the OIE, but we shall remember him as a cultivated intellectual, always ready to listen, and with a warmth and unaffected kindness; never too distant, but always commanding respect.

Fortunately, his new duties as the Delegate of France to the OIE will involve regular visits to the 'Office', whose history he has so vividly related. Jean-Luc Angot is a member of several expert groups, the author of numerous scientific publications (and even a detective story!) and played a major role in communicating with the media during the recent avian influenza emergency.

Paul-Pierre Pastoret

Dr Gideon Brückner

Dr Gideon Brückner retired from the OIE at the end of March 2009 and returned to his home country, South Africa.

Gideon Brückner graduated as a veterinarian at Onderstepoort, Pretoria, in 1972 and afterwards obtained post-graduate degrees in international administration and legislation. He started his career as a Government field veterinarian in various locations in South Africa before moving to the veterinary headquarters in Pretoria in 1981, where he held several positions including Director of Veterinary Public Health and Director of Veterinary Services of South Africa. In 2001 he was promoted to Chief Director of the Veterinary Services in the Western Cape Department of Agriculture. During his career stretching over more than 30 years in the South African Veterinary Services, he was responsible for the management of many outbreaks of important animal diseases such as foot and mouth disease, rabies, theileriosis, avian influenza and classical swine fever. He has published 42 scientific papers, 35 as senior author. Much of his work has been published in the OIE *Scientific and Technical Review*, on subjects ranging from aquatic diseases to the delivery of veterinary services in developing countries, foot and mouth disease, rabies, wildlife diseases, African horse sickness and compliance with OIE standards by developing countries. His long relationship with the OIE started in 1991 when he was asked to serve as a member of the OIE Working Group on Animal Informatics and later as Chair of this Group from 1996 to 2001. He also holds the distinction of being a Rapporteur for Technical Items at two OIE General Sessions, in 1995 and 2003. He served on numerous ad hoc expert Groups convened by the OIE, FAO, WHO and WTO and conducted several missions on behalf of the OIE with the emphasis on assessing the needs of developing countries for compliance with OIE standards. In 2003 he was elected by the OIE International Committee as a member of the OIE Scientific Commission for Animal Diseases. While a member of the Commission, he chaired or was a member of several *ad hoc* Groups including the OIE *ad hoc* Group on the Evaluation of Country Status for Foot and Mouth Disease.

Dr Brückner joined the OIE Central Bureau as Head of the Scientific and Technical Department at the beginning of 2006. In October 2007, he was promoted to Deputy Director General, Animal Health and International Trade. In his dual

position as Head of Department and Deputy Director General, he was the driving force behind the activities of the Scientific and Technical Department, which included organising OIE international conferences on rabies, OIE Reference Laboratories and Collaborating Centres, the control and harmonisation of veterinary drugs and avian influenza. He organised and managed many ad hoc group meetings on important subjects such as vaccine banks, avian influenza vaccination, country evaluations for official disease status and antimicrobial resistance. In doing this, he maintained excellent relationships with the OIE's international partners, including FAO, WTO and WHO. He was responsible for the organisation of meetings of the Scientific Commission for Animal Diseases and the Biological Standards Commission and participated in several expert missions to OIE Members at the request of the Director General.

As Deputy Director General, Dr Brückner was responsible for managing the preparation of the final technical report of the OIE General Sessions to be presented to OIE Delegates at the end of each General Session. In his three years at the OIE, he represented the Director General at many international meetings all over the world. He was instrumental in promoting OFFLU, the OIE/FAO network of expertise on avian influenza, the OIE initiative on laboratory twinning to enable developing countries to gain access to scientific expertise, the regional control of foot and mouth disease in South America, the European Technology Platform for Global



Animal Health (ETPGAH) and the European Commission for the Control of Foot-and-Mouth Disease (EuFMD).

Gideon was very much appreciated by his staff since he had a great sense of humour, was always friendly and good humoured and maintained a soft spot for the needs of his administrative support staff. He gave people their own responsibilities and space to develop themselves but was always ready to offer support when needed. One of Dr Brückner's hidden talents was writing poems in Afrikaans often about places where he had been with his family.


Dr Willem Droppers

Willem Droppers (1944) was a project officer for veterinary public health in the OIE. He graduated in 1969 as a veterinarian from the veterinary faculty in Utrecht, the Netherlands. He has been dedicated to veterinary public health and especially food safety in different capacities. He started his career in municipal meat inspection, was posted as Dutch veterinary attaché in South America and acted on different posts in the Ministry of Agriculture and the Ministry of Health. Before he took up his position with the OIE in April 2005, he was Deputy Director of Nutrition, Health Protection and Prevention in the Ministry of Health of the Netherlands. As well as providing valuable professional support, Dr Droppers actively participated in the social life of the OIE, demonstrating a great ability to develop good relationships in a multicultural environment. We will miss his good humour, his team spirit and his readiness to help.



Dr Brückner will, however, continue to assist the Director General and the OIE in several tasks and assignments for the benefit of the OIE and its Members.

The Director General, Dr Vallat, and his staff and especially the staff of the Scientific and Technical Department, wish to thank Dr Brückner for all his hard work and commitment and the activities he performed for the benefit of the OIE Central Bureau and OIE Members. All the staff wish him every success and happiness in his future professional and private life.



Dr Barrie Carnat

At the end of March 2009, Barrie Carnat left the Communication Unit to return to the Atlantic area office of the Canadian Food Inspection Agency in Moncton, New Brunswick, Canada.

'I will miss the multicultural, multi-linguistic, multifaceted atmosphere of the OIE, and the smiling faces I shared my days with. I will also miss Paris, but will be glad to be closer to my family.'

'Working in communication has been an eye opening experience. I've learned to incorporate key messages and to target a broader audience. Having worked on an international scale has given me a different perspective to share with my Canadian colleagues.'

'I hope to be able to maintain contact with OIE in some way, to support the technical capacity of the Communication Unit, and to maintain the friendships with the wonderful people who work so capably and devotedly at OIE Headquarters. *Au revoir.*'

Arrivals



Dr Marie Edan

Dr Marie Edan arrived at the OIE on 9 February 2009 and joined the Regional Activities Department as 'Chargée de mission' on 1 May 2009. After qualifying as a veterinarian in 2003, she worked in a laboratory specialising in poultry production. The knowledge she gained during this first professional experience served her in good stead when she worked in Vietnam from 2004 to 2006 on developing and safeguarding small village farms during the avian influenza epizootic. After obtaining a Master's diploma in public health (specialising in international medicine and tropical pathology) at the Bordeaux School of Public Health (ISPED: *Institut de santé publique, d'épidémiologie et de développement*) in September 2008, she temporarily joined the French Veterinary Services where she worked in the food safety sub-directorate.

Dr Alice Mukakanamugire

Dr Alice Mukakanamugire, from Rwanda, joined the Animal Health Information Department as Chargée de mission on 2 February 2009.

Her main duties consist of processing data derived from monthly and six-monthly reports on animal diseases and zoonoses sent by OIE Members through WAHIS on-line notification and to participate in the active search and verification procedure for non-official information.

After studying veterinary medicine at the Inter-State School of Veterinary Science and Medicine (EISMV) in Dakar, Senegal, Dr Mukakanamugire defended her doctoral thesis on 'the prevalence of bovine neosporosis in peri-urban dairy farms in Dakar'.

This was followed by a six-month internship in the OIE International Trade Department Service where she familiarised herself with the general organisation of an OIE department and participated in various meetings of OIE Working Groups.

Dr Mukakanamugire then took a training course in the Laboratory of Hygiene of the National Institute for Agricultural Research (INRA) in Massy, France, where she worked on conditions governing *Enterobacter sakazakii* contamination of infantile milk formula.



Activities of the International Trade Department

January to March 2009

Meeting of the OIE *Ad hoc* Group on Aquatic Animal Health Surveillance

OIE, Paris, 19 to 21 January 2009

The *ad hoc* Group revised the manuscript of the *Handbook on Aquatic Animal Health Surveillance* taking into consideration comments made by three independent reviewers. In response to one reviewer's comments, the *ad hoc* Group decided to change the title of the publication to *Guide for Aquatic Animal Health Surveillance*. The manuscript will be sent for copy editing and publication is expected in mid 2009.

Meeting of the OIE *Ad hoc* Group on Safety of Products Derived from Aquatic Animals

OIE, Paris, 17 to 19 February 2009

The *ad hoc* Group considered comments from OIE Members on the proposed criteria to assess the safety of aquatic animal commodities and 'example articles' to be included in specific disease chapters, and made relevant amendments.

The *ad hoc* Group reviewed the published literature to assess whether disinfection of salmonid eggs could be relied upon to prevent egg-surface-associated transmission. For viral haemorrhagic septicaemia, infectious hematopoietic necrosis and infectious salmon anaemia, disinfected eggs can be considered as a safe commodity, provided they have been disinfected using a standardised protocol and other relevant mitigation measures have been applied. The *ad hoc* Group recommended that a new article be developed on trade in disinfected eggs that includes all appropriate mitigation measures, for inclusion in the relevant disease chapters of the *Aquatic Code*.

Meeting of the OIE *Ad hoc* Group on Salmonellosis

OIE, Paris, 3 to 5 February 2009

The *ad hoc* Group reviewed the extensive and detailed comments provided by Members on the revised new chapter on Detection, Control and Prevention of *Salmonella* spp. in Poultry and amended the text to address these comments. The *ad hoc* Group recommended that details on sampling methodology be removed from the draft chapter and that the relevant chapter in the *Terrestrial Manual* be updated to

include details on sampling methodology for *Salmonella* prevention and control. The *ad hoc* Group also recommended that the OIE adopt the same definition of poultry in this chapter as that used in Chapter 10.4. (avian influenza) and Chapter 10.13. (Newcastle disease).

The *ad hoc* Group had insufficient time to review OIE Members' comments on Chapter 6.3. Hygiene and Biosecurity Procedures in Poultry Production. However, a preliminary assessment was made of the work that would be needed to address these comments in future. The *ad hoc* Group also recommended that Articles 6.3.6. and 6.3.7., which currently provide significant detail on the use of disinfectants, be amended and that the chapter be redrafted to cover general principles and objectives.



Meeting of the OIE Terrestrial Animal Health Standards Commission

OIE, Paris, 2-6 March 2009

The Terrestrial Animal Health Standards Commission met at the OIE Headquarters, from 2 to 6 March, to address comments from OIE Members on the report of its October 2008 meeting and work done by the OIE *ad hoc* Group on Laboratory Animal Welfare, the *ad hoc* Group on Salmonellosis and the Working Group on Animal Production



Food Safety. The Commission proposed several texts for adoption at the 77th General Session. Highlights include:

- 1) revised chapter on animal health surveillance with new text on wildlife;
- 2) new chapter on prevention, detection and control of Salmonella in poultry;
- 3) new chapter on stray dog population control;
- 4) revised chapter on classical swine fever, differentiating the problem of infection in domestic and wild pigs;
- 5) revised text in the chapter on bovine spongiform encephalopathy;
- 6) revised chapter on scrapie dealing with atypical scrapie;
- 7) new chapter on west Nile fever.

The Commission continues to address several important horizontal issues, including compartmentalisation for foot and mouth disease and conditions for trade in animal products ('commodities'), with relevant experts, OIE *ad hoc* Groups and OIE Working Groups.

Meeting of the OIE Aquatic Animal Health Standards Commission

OIE, Paris, 9 to 13 March 2009

The Aquatic Animal Health Standards Commission (Aquatic Animals Commission) met at the OIE Headquarters from 9 to 13 March 2009. The Aquatic Animals Commission addressed comments received from OIE Members on draft texts and reviewed the work of the OIE *ad hoc* Group on Aquatic Animal Health Surveillance and the *ad hoc* Group on Safety of Products Derived from Aquatic Animals.

The outcomes of this meeting were detailed in a report distributed to OIE Delegates and placed on the OIE Web page. A summary of the most important points addressed by the Aquatic Animals Commission is as follows:

- Amended *Aquatic Animal Health Code (Aquatic Code)* text to be proposed to the OIE International Committee for adoption at the 77th General Session in May 2009 including: revised chapters on definitions (Chapter 1.1.1.); diseases listed by the OIE (Chapter 1.2.3.); general obligations related to certification (Chapter 1.3.1.); certification procedures (Chapter 1.3.2.); quality of Competent Authorities (Chapter 1.4.3.); measures concerning international transport of aquatic animal disease agents and pathological material (Chapter 1.5.6.); crayfish plague (Chapter 2.3.7.); model

international aquatic animal health certificates; criteria to assess the safety of aquatic animal commodities (X.X.X.); and welfare of farmed fish during transport (Appendix 3.4.2.);

- Examples of revised text for articles X.X.3; X.X.9; X.X.12., to be included in all *Aquatic Code* disease chapters and a draft *Aquatic Code* chapter on Infection with Abalone Herpes-Like Virus were submitted for Member comment;
- Chapters on de-listed diseases will be deleted from the 2009 *Aquatic Code*; depending on the availability of resources, information relevant to these diseases may be updated and placed on the OIE Web site for the information of Members;
- The 2009 edition of the *Aquatic Code* will be restructured along the lines of the 2008 edition of the *Terrestrial Animal Health Code (the Terrestrial Code)* but the *Aquatic Code* will remain as a single volume.
- Work on harmonisation of the *Aquatic Code* and the *Terrestrial Code* is ongoing;
- The Aquatic Animals Commission will propose three new OIE Reference Laboratories for adoption by the OIE International Committee at the 77th General Session in May 2009, including two for two recently listed diseases of amphibians. If these proposals are adopted, the experts will be asked to draft *Aquatic Manual* chapters on these diseases.
- The sixth edition of the *Aquatic Manual* will be proposed for adoption by the OIE International Committee at the 77th General Session in May 2009. The *Aquatic Manual* will be published shortly after the General Session.
- The Aquatic Animals Commission's work programme for 2009/2010 was updated.



Activities of the Scientific and Technical Department

Ad hoc Group and Specialist Commission meetings

January to March 2009

Ad hoc Group on Bovine Spongiform Encephalopathy Risk Status Evaluation of Members

OIE, Paris, 12–14 January 2008

The *ad hoc* Group evaluated three bovine spongiform encephalopathy (BSE) dossiers with regard to the provisions of the *Terrestrial Code* 2008. Two applications were from new Members seeking a BSE risk classification and the third was from a Member that claimed to be eligible for another BSE risk status category. The three requests from Members represented clear-cut cases and could be recommended for recognition of a BSE risk category without difficulty. In the second part of the meeting the experts analysed the quality and quantity of documentation submitted for annual reconfirmation of BSE risk status in order to continue the development of a short questionnaire. The questionnaire is intended to facilitate OIE Members' annual reconfirmation of BSE risk status and assure an informative but pragmatic update of the individual BSE risk assessments.

Meeting of the Working Group on Wildlife Diseases

OIE, Paris, 26–29 January 2009

The newly constituted Working Group on Wildlife Diseases met for the first time and reviewed its terms of reference. The participants established priorities in the work plan for 2009/2010, which can be summarised as follows:

- 1) identifying and notifying wildlife diseases having an impact on human health and on domestic animal health, and, progressively, diseases that are a threat to wildlife conservation;
- 2) ensuring transparency in the world animal health situation by improving the standards used for disease surveillance; and
- 3) contributing to improving knowledge by collecting information on wildlife and highlighting what needs to be addressed.

The Working Group discussed the measures taken by the OIE aimed at reinforcing the capacity of Members to improve the surveillance and notification of wildlife diseases. The Group agreed with the Director General that priority

should be given to the deployment of wildlife focal points responsible for assisting each Delegate in this task.

The Animal Health Information Department reported to the Working Group on the further development of the WAHIS³ system to incorporate reporting of diseases and infections in wild animal species. This has been done with input from the *ad hoc* Group on Wildlife Disease Notification, which included experts who are members of the Working Group. The Working Group gave specific recommendations on how to handle specific regional aspects and will continue to provide input for the database on species in general and species susceptible to specific diseases.

The members of the Working Group extensively reviewed the OIE animal health standards (*Terrestrial Code* and *Terrestrial Manual*) with a view to putting forward suggestions for better consideration of wildlife and the wildlife–livestock–human interface. Discussions were held on the suitability of commodity-based trade with respect to wildlife and its impact for countries in general or its specific impact on countries where livestock and wildlife do not have the same disease status. Upcoming wildlife disease issues of interest or concern were pointed out by the individual participants in their field of expertise.

During the meeting, the OIE Collaborating Centre on Wildlife Disease Surveillance and Monitoring, Epidemiology and Management presented its annual report and the possibilities of becoming involved in regional training of OIE wildlife focal points.

1- WAHIS: OIE World Animal Health Information System



Ad hoc Group on Evaluation of Rinderpest Disease Status of Members

OIE, Paris, 30 January 2009

Six dossiers from countries applying for recognition of rinderpest free status were analysed and two were recommended for acceptance. Further information was requested from the other four countries and their dossiers were kept pending until the next meeting of the Scientific Commission in February. The majority of dossiers that could not be processed further came from Members that were failing to comply with the animal disease reporting requirements specified in Article 1.1.3. of the *Terrestrial Animal Health Code (Terrestrial Code)*. The *ad hoc* Group also evaluated and approved seven declarations of historical rinderpest free status and a clarification of rinderpest free status for a non-contiguous territory of a Member already recognised as free from rinderpest.

Ad hoc Group on Validation of Diagnostic Assays

OIE, Paris, 2–4 February 2009

The *ad hoc* Group met for the second time to review and discuss the draft chapter that resulted from the merging of the two existing chapters on validation of diagnostic assays in the *Manual of Diagnostic Tests and Vaccines for Terrestrial Animals (Terrestrial Manual)*. The participants of the Group made substantial improvements and finalised the chapter. This final draft was approved by the Biological Standards Commission and was sent for comment to the OIE Delegates, with the aim of proposing it for adoption at the General Session in May 2009.

The *ad hoc* Group will meet again in September 2009 to work on additional appendices to this chapter (best practices for several different subject areas associated with test validation) and on guidelines to facilitate applications within

Biological Standards Commission

OIE, Paris, 3-5 February 2009

The OIE Biological Standards Commission met at the OIE Headquarters from 3 to 5 February 2009, and continued to work on the regular items it considers at its meetings (reviewing new applications for Collaborating Centre or Reference Laboratory status and proposed changes of designated experts; international standardisation of diagnostic tests and vaccines; list of prescribed and alternative tests; *Manual of Diagnostic Tests and Vaccines for Terrestrial Animals*, etc.). The Commission endorsed two cross-country Collaborating Centre applications following confirmation that the Administrative Commission supported the principle of such applications. This support was given provided that good inter-institutional management procedures are in place, including that one country has the mandate to be the single point of contact, though that point

of contact could rotate. The two applications, which will be proposed for adoption by the International Committee in May 2009, are: an OIE Collaborating Centre for Animal Welfare Science and Bioethical Analysis (New Zealand and Australia) and an OIE Collaborating Centre for Animal Welfare Research (Chile and Uruguay).

The Commission endorsed the reports of the meetings of the *ad hoc* Group on Vaccines in Relation to New and Emerging Technologies and the *ad hoc* Group on Validation of Diagnostic Assays. The Commission also endorsed the conclusions and recommendations of the Expert Surveillance Panel on Equine influenza Vaccine Composition regarding the composition of equine influenza vaccines for 2009. The Commission proposed Terms of Reference for the *ad hoc* Group on Diagnostic Tests for Trypanosomoses

and for the *ad hoc* Group on Diagnostic Tests in Relation to New and Emerging Technologies. It recommended for adoption the ELISA (enzyme-linked immunosorbent assay) kit from Biorad for detection of bovine spongiform encephalopathy, scrapie and chronic wasting disease, providing that the text on the insert is amended to take account of the experts' comments. If adopted by the International Committee it will be placed on the OIE Register. An update was provided on the significant progress that has been made by the OFFLU network (OIE/FAO Network on Avian Influenza). The Commission took note of the ongoing dialogue at a high level between the OIE and FAO regarding the progression towards global eradication of rinderpest. The Commission stands ready to advise on the subject of virus stocks, where they are currently held and what should be the long-term strategy.

the framework of the OIE Procedure for Validation and Certification of Diagnostic Assays (approaches that may be used to generate, analyse and present the required data).

Ad hoc Group on Evaluation of Foot and Mouth Disease Status of Members

OIE, Paris, 9–10 February 2009

A request for recovery of zonal foot and mouth disease (FMD) free status and two applications for recognition of zonal FMD free status were evaluated for compliance with the relevant provisions of the *Terrestrial Code 2008*. At the request of the OIE Central Bureau, the experts discussed a one-page questionnaire aimed at facilitating the annual reconfirmation of FMD free status. During the meeting the experts were asked to provide an opinion on a draft proposal for moving towards the progressive control of FMD, and concluded that the concept outlined needed further refinement.

Scientific Commission for Animal Diseases

OIE, Paris, 11–13 February 2009

The Scientific Commission for Animal Diseases (the Scientific Commission) reviewed the items listed in the work plan for 2008/2009 and updated the list. The Scientific Commission identified further steps concerning the *Handbook on Animal Disease Surveillance* and the progress achieved in establishing networks of the OIE Reference Laboratories. Initiatives to promote the concept of participatory epidemiology, in line with Resolution No. XXXI (Participation of small farmers in animal health programmes), adopted by the International Committee of the OIE on 29 May 2008, were commented on and it was recommended that the OIE monitor the methodological consolidation and, in particular, the sustainability of such surveillance systems. The Scientific Commission recommended that particular attention be given to the respective responsibilities of veterinarians and veterinary para-professionals. Furthermore, the Scientific

Commission endorsed the guidelines on the internal administrative procedures for disease status evaluation of dossiers submitted by Members, and appraised the continuous elaboration and implementation of the procedure. The Scientific Commission also identified a need to include in the future working plan the revision of the current guidelines for BSE surveillance and the finalisation of guidelines for epidemiological modelling for animal health management.

The reports of the *ad hoc* Groups on Rinderpest (November 2008 and January 2009 reports), BSE and FMD were endorsed and the report of the *ad hoc* Group on Swine Vesicular Disease was referred to the Terrestrial Animal Health Standards Commission for consideration. The Scientific Commission commented on the report of the newly constituted Working Group on Wildlife Diseases and noted the valuable suggestions related to disease surveillance strategies that incorporate wildlife. It was suggested that these proposals should be discussed by the *ad hoc* Group on Epidemiology and that a member of the Working Group should attend that meeting.

The Scientific Commission discussed issues related to FMD, such as the third OIE FMD expert mission to the Mercosur countries, the OIE/FAO Global Conference on FMD to be held in Paraguay in June 2009, and a request for a joint publication newsletter on FMD by EUFMD¹, FAO², OIE and relevant Reference Laboratories.

At the request of the Terrestrial Animal Health Standards Commission, the Scientific Commission reviewed Member comments on *Terrestrial Code* chapters on the following topics: guidelines on animal health surveillance; guidelines on vector surveillance; bluetongue; tuberculosis (in bovidae and cervidae); classical swine fever; contagious bovine pleuropneumonia and FMD. The specific comments of the Commission were referred to the Terrestrial Animal Health Standards Commission for consideration.

2- EUFMD: European Commission for the Control of FMD (FAO)

3- FAO: Food and Agriculture Organization of the United Nations



Activities of the Communication Unit

The OIE and the WTO strengthen their cooperation

OIE Headquarters, 14 March 2009

During a visit by Mr Pascal Lamy, Director General of the World Trade Organization (WTO), to the OIE Headquarters in Paris, the leaders of the two organisations further emphasised the benefits to the international community of the animal health standards published by the OIE, which are considered as the reference within the framework of the WTO SPS Agreement.

Dr Bernard Vallat, Director General of the OIE, stated that 'a large majority of the standards adopted by OIE Member Countries and Territories are designed to prevent sanitary risks linked with the world trade in animals and animal products. This trade is indispensable, especially to supply the poorest countries with animal protein, including in times of crisis. Yet compliance with OIE standards also results in the improvement of veterinary health governance in each Member country and territory, and in so doing improves animal health and welfare throughout the world, while at the same time improving public health by preventing and controlling animal diseases transmissible to humans.'

The two organisations also raised the need for joint discussions on how to avoid the potential disadvantages arising from the use of 'private' standards relating to sanitary risks, since such standards have not been adopted within the framework of the SPS Agreement and may contradict existing public standards democratically adopted by the OIE and the Codex Alimentarius



Mr Pascal Lamy, Director General of the World Trade Organization (WTO) and Dr Bernard Vallat, Director General of the OIE at the OIE Headquarters in Paris

Commission in a fully transparent procedure based on scientific evidence.

The OIE also referred to its standard-setting work in the field of animal welfare and the rise in stricter consumer demands in this respect in all countries of the world.

In the field of improving the competencies of stakeholders in all countries of the world on international sanitary rules applicable to trade, the WTO and the OIE reaffirmed their commitment to the Doha Declaration issued by the WTO, OIE, WHO, the World Bank and FAO, and to the Standards and Trade Development Facility (STDF) to help developing countries fulfil the requirements of the SPS Agreement.

'The value of the WTO organising information and training seminars in all regions with the OIE for the benefit of

Veterinary Service officials, and especially those in charge of sanitary certification of animals and animal products for export, is now a well established fact. These seminars should be continued, along with the allocation of STDF grants aimed at facilitating the preparation of national or regional projects to strengthen the sanitary safety of international trade and market access opportunities for all those that so wish', declared Pascal Lamy.

Lastly, the two organisations reiterated their shared interest in strengthening collaboration in order to facilitate the settlement of sanitary disputes, notably by making more frequent use of the OIE mediation procedure.

Animal disease control

Meeting held at the OIE Headquarters in Paris on 7 January 2009

Good governance is the best way to respond to the risks associated with globalisation

Translation of an article by Michel Bertou entitled 'La bonne gouvernance est la meilleure façon de répondre aux risques liés à la globalisation', published in *La Semaine Vétérinaire*, No. 1343, dated 16 January 2009 (page 21).

Printed by kind permission of Dr Jean-Marc Bichet, Managing Director of *Les Éditions du Point Vétérinaire*, Rueil-Malmaison, France

Dr Bernard Vallat, Director General, organised a breakfast meeting for the press at the Paris headquarters of the World Organisation for Animal Health (OIE), an informal way of issuing a reminder of the worldwide importance of good sanitary governance in the face of increasing globalisation and changing ecosystems. As he explained, the improvement of animal health systems also benefits public health, poverty alleviation, trade and food security.

For these reasons the OIE is a staunch supporter of concepts such as 'global public good' applied to animal health systems (i.e. justifying public expenditure without the notion of

financial return on investment) and 'One World, One Health'. In the face of inevitable hazards, good governance of Veterinary Services is the key concept that countries should promote, emphasised Bernard Vallat.

The current financial crisis is a potential threat to the control of animal diseases.

On the subject of major epizootic diseases, Dr Vallat was reassuring regarding the mediatised highly pathogenic avian influenza subtype H5N1 and bovine spongiform encephalopathy (BSE), stating that the

overall situation had in both cases improved. However, he considered that bluetongue would become endemic in Europe. Tuberculosis remains present around the world: sixty-eight countries notified the disease in 2008 and in the United Kingdom the number of herds affected rose by 28%. The rabies situation is also extremely worrying, with fifty-five thousand human victims each year, most of them children. In this respect, it has been demonstrated in

infected countries that vaccinating the canine population is just as effective as vaccinating the human population after a case of contamination, and is ten times cheaper.


Bernard Vallat also voiced concern at the decline in bee populations. Unlimited trade in breeding stock has helped to spread pathogens far and wide.

Furthermore, the number of health incidents is set to rise in aquaculture, a growth sector that is sensitive to diseases. Lastly, foot and mouth disease remains a priority for disease control.

A global eradication strategy is necessary, but will be costly.

Bernard Vallat could only reiterate his concern at the impact that the financial crisis could have on investments in animal health.

Investments in animal health benefit all countries and all peoples, states Bernard Vallat



regional activities

New personnel at the OIE Regional Representation for Asia and the Pacific



Dr Itsuo Shimohira

On 10 November 2008, Dr Itsuo Shimohira joined the OIE Regional Representation for Asia and the Pacific as the Senior Deputy Regional Representative.

Dr Shimohira graduated from Tottori University in 1976 and finished the Master course of Veterinary Medicine in 1978. Soon after, he joined the Ministry of Agriculture, Forestry and Fisheries (MAFF) of Japan.

Since then, he had been involved in administrative as well as research work for animal production and animal health in MAFF and its National Livestock Breeding Center (NLBC), for more than 25 years, and engaged, in particular, in the development of new technology for animal reproduction, which is relevant to veterinary sciences. In 1995, Dr Shimohira got the Ph. Degree from Tohoku University.

During the period in MAFF and NLBC, Dr Shimohira also gained experience in technical cooperation in several developing countries (South-East Asia and South America) as a short-term expert.

From 2003 to 2008, as a long-term expert of Japan International Cooperation Agency (JICA), he worked on the projects devoted to livestock development and animal health improvement in Vietnam and Indonesia, including highly pathogenic avian influenza control.

Annual Meeting of the OIE Regional and Sub-Regional Representatives

OIE Headquarters, Paris, 15-17 December 2008

The annual meeting of the OIE Regional and Sub-Regional Representatives was held at the OIE Headquarters from 15 to 17 December 2008. It was chaired by Dr Bernard Vallat, Director General of the OIE, and coordinated by the OIE Regional Activities Department. Many Central Bureau staff members also participated in the meeting.

The OIE Regional and Sub-Regional Representatives presented their new activities carried out in 2008 and their activities planned for 2009.

Representatives of each Department and Unit at the OIE Headquarters presented their activities and those of the Specialist Commissions and Working Groups.

These presentations were discussed during the meeting. In addition, a whole day was devoted to discussions on topics of common interest between the



Participants at the annual meeting of the OIE Regional and Sub-Regional Representations together with the staff of the OIE Central Bureau

participants from the Regional and Sub-Regional Representations and members of the OIE Central Bureau.

Dr Joseph Domenech, Chief Veterinary Officer of FAO, also attended the meeting. He presented the Chart on FAO-OIE Competencies and Complementarities in the Field of Animal Health, which details matters of common interest and defines the specific responsibilities and roles of each organisation within the framework of the GF TADs agreement. The chart and its accompanying letter of implementation (*vade mecum*) were agreed upon and signed by FAO and the OIE in October 2008.

During his opening speech, Dr Bernard Vallat explained that, although the OIE seeks to maintain a small and efficient structure, recent recruitments have enlarged the staff of the OIE Regional and Sub-Regional Representations. This is in line with the OIE's policy of strengthening regional activities aimed at improving Members' capacities and expertise, through the organisation of regional, sub-regional and national seminars with private sector involvement.

Dr Vallat also stressed the importance of the OIE participating in WTO Seminars worldwide, to explain the OIE's objectives in the following areas: transparency in animal health, collection and dissemination of information on animal diseases, maintaining the safety of international trade in animals and animal products, capacity building for Veterinary Services, international solidarity, food safety and animal welfare.

Dr Vallat referred to the voluntary financial contributions to OIE activities made by various countries, including Japan, Argentina, Lebanon, Italy and Australia. The OIE World Animal Health and Welfare Fund (WAHWF) was created to complement these contributions. The WAHWF is currently funded by the following donors: Canada, the United States of America, Japan, Australia, Switzerland, the United Kingdom, France, the European Commission and the World Bank. The Fund was established by Resolution No. XVII of 28 May 2004 and is monitored by a Management Committee, chaired by the President of the OIE International Committee and with the participation of

two members of the Administrative Commission, and by an Advisory Committee. The WAHWF is chiefly used to fund PVS missions, laboratory twinning and a vaccine bank for avian influenza (soon to be extended to include rabies and foot and mouth disease).

The Director General of the OIE gave an overview of the current situation as regards OIE Regional and Sub-Regional Representations:

- **Europe:** Regional Representation for Eastern Europe in Sofia, Bulgaria, and Sub-Regional Representation in Brussels, Belgium.
- **Asia:** Regional Representation for Asia and the Pacific in Tokyo, Japan. An agreement that would give the OIE office in Bangkok, Thailand, the official status of a Sub-Regional Representation is ongoing, and negotiations are underway to establish another office in Beijing, People's Republic of China.
- **Africa:** Regional Representation in Bamako, Mali, and Sub-Regional Representation in Gaborone, Botswana, for SADC member countries. An agreement to create a Sub-Regional Representation in Tunisia has been signed in January 2009. Plans and negotiations to create a Sub-Regional Representation for Eastern Africa are ongoing.
- **Middle East:** Regional Representation in Beirut, Lebanon.
- **Americas:** Regional Representation in Buenos Aires, Argentina, and Sub-Regional Representation in Panama City, Panama, for Central America and Caribbean countries.

On the subject of Regional Animal Health Centres (RAHCs), the Director General reminded the participants that the agreement signed between the OIE and FAO in 1947 had been updated in 2004 to enable the two organisations to work together within the framework of the GF-TADs, a Regional Steering Committee being established in each region, with its secretariat being provided by the respective OIE Regional Representation. He mentioned that RAHCs are one of the tools established within the GF-TADs initiative to provide technical and operational support for the implementation of the FAO and OIE's mandates, as stated in the Chart on FAO-OIE Competencies and Complementarities in the Field of Animal Health. The Director General envisaged consolidating the existing RAHCs in Bamako, Beirut and Gaborone in order to select the most appropriate model before creating additional RAHCs.

Dr Vallat stated that the new OIE Strategic Plan (2010-2015) was currently being drafted as a result of a dialogue with countries and with the Administrative Commission. He invited the Regional Representatives to consult with OIE Members and present their suggestions to the respective Regional Commissions, the policy-making bodies at the regional level, for validation and submission to the OIE Central Bureau, for possible incorporation into the Strategic Plan. He said that in the new Strategic Plan the basic missions of the OIE, such as the collection and distribution of animal health information, the development of standards to ensure the safety of international trade, capacity building and international solidarity, would be maintained and consolidated, and that new activities would be incorporated, including the network of Reference Laboratories, support for developing countries to help them to participate in international trade, and the development of communication tools for policy-makers. Strengthening the Veterinary Services through the application of the OIE PVS tool, PVS Gap Analyses to present investment projects to donors, and other complementary supporting projects such as laboratory twinning and updating of legislation, will continue to be a priority for the OIE.

OIE Regional Representation for the Americas

The OIE Regional Representation for the Americas was officially opened in Buenos Aires, Argentina, in March 1998, in the presence of the President of the OIE International Committee and a number of OIE Delegates from the Americas.

The first OIE Regional Representative for the Americas was Prof. Emilio Juan Gimeno. He spearheaded the process of establishing the Regional Office and started forging closer relations between the OIE and the countries of the region. In addition, he conducted some unprecedented new initiatives, including setting up joint public/private working committees to discuss a range of animal health issues of importance to the region.

After a short transition period under the leadership of Dr Flores, Dr Luis O. Barcos took over the leadership, on 1 July 2004, leadership of the Regional Representation, continuing his predecessors' work, and oversaw the OIE's transition in the region in accordance with its Strategic Plan.

On 15 November 2006, the OIE Sub-Regional Representation for Central America was officially opened in Panama City, Panama¹. The Sub-Regional Representation reports directly to the OIE Regional Representation for the Americas.

The staff of the two Representations are as follows:

1. For additional information on the OIE Sub-Regional Representation for Central America, see OIE *Bulletin* 2007-2, p 24.



In Buenos Aires. From left to right: Luis O. Barcos, François Caya, Leandro Barcos, Osvaldo Luján Ibarra, Alicia Susana Palmas, Marina Cozzarin

OIE Regional Representation for the Americas – Buenos Aires Office:

- Dr Luis O. Barcos – OIE Regional Representative for the Americas
- Dr Osvaldo Luján Ibarra – Senior Technician
- Dr François Caya – Expert on two-year secondment from the Canadian Food Inspection Agency (CFIA)
- Ms Alicia Susana Palmas – Secretary
- Ms Inés Borgeaud – IT and website support assistant
- Mr Leandro Barcos – Technical Assistant transferred from Argentina's National Health and Agrifood Quality Service (SENASA)



In Panama City: José Joaquín Oreamuno and Yolanda Conte

OIE Sub-Regional Representation for Central America – Panama Office:

- Dr José Joaquín Oreamuno Toledo – OIE Sub-Regional Representative for Central America
- Ms Yolanda Conte – Secretary.

The Regional Representation's activities are in line with the OIE Strategic Plan, priority being given to building the capacity of the region's Veterinary Services to enable them to comply with OIE objectives. Among these, the most important are to improve animal health, including with respect to zoonoses, increase food safety and facilitate safe trade by implementing OIE international standards.

The Regional Representation maintains close links with international institutions in the region and is responsible for coordinating and publishing the schedule of inter-institutional activities to prevent duplication of effort in the region and to maximise available resources for the benefit of OIE Members.

The OIE Regional Representation for the Americas works closely with the OIE Regional Commission for the Americas and its Bureau in order to jointly pinpoint the region's needs and to address them in the most appropriate manner.

The Regional Representation and the Bureau of the Regional Commission therefore meet at least three times a year to discuss future activities.

Six standing technical committees currently operate in the Americas region, with private/public sector involvement. Their objective is to analyse and propose amendments to OIE standards and to actively assist in implementing the standards in the countries of the region.

All of the committees meet at least once a year and are as follows:

- 1. CAMEVET: Committee of the Americas for the Harmonization of Veterinary Medicines.** The Committee has held 14 meetings to date. The Committee has drafted a large number of documents for improving veterinary drug registration in the region and has submitted a proposal to the OIE for a veterinary drug labelling system.
- 2. CISA: Inter-American Committee on Avian Health.** The Committee meets twice yearly and has held nine meetings to date. It has proposed a series of amendments to chapters in the OIE *Terrestrial Animal Health Code*.
- 3. IAC-AAH: Inter-American Committee on Aquatic Animal Health.** The Committee has held four annual meetings to date and every year it proposes amendments to the OIE *Aquatic Animal Health Code*.

4. COPEA: Standing Committee of the Americas on Transmissible Spongiform Encephalopathies (TSEs) in Animals.

The Committee has been in operation for nine years, having been set up in response to the bovine spongiform encephalopathy crisis. It has proposed a series of amendments and updates to chapters in the OIE *Terrestrial Animal Health Code*.

5. Inter-American Committee on Aquatic Animal Health. The Committee was set up in 2008 and at its first hemispheric meeting devised a strategy to be followed by the countries of the Americas.

6. Inter-American Committee on Veterinary Service National Reference Laboratories. The Committee was set up as a result of a meeting of Veterinary Service national laboratories in the Americas held in Panama in December 2008. It comprises a hemispheric network of national reference laboratories.

The Regional Representation's work has resulted in a number of extremely useful documents for national Veterinary Services, including:

- guide on the practical implementation of risk analysis
- support documents for implementing compensation mechanisms.

In addition to its ongoing activities, the Regional Representation is working in a number of important areas to help build the capacity of the Members' Veterinary Services, including:

- training in drawing up, amending and implementing international standards
- disease notification
- communication
- training of focal points
- awareness-raising about the importance of the Veterinary Services and the OIE among the Members' different sectors
- vocational training and veterinary education.

The OIE Regional Representation for the Americas is currently drawing up a list of experts in the region to be published on its Web site in 2009.

In addition, it is conducting a cost/benefit project on the prevention and control of specific diseases to provide the region's Veterinary Services with an inexpensive analytical tool. The project is being carried out in 16 countries of the region on nine diseases, identified by each of the countries as priority diseases.

Dr Luis O. Barcos
OIE Regional Representative
for the Americas
Paseo Colón 315, 5° piso "D"
C1063ACD Buenos Aires
Argentina
Tel. +54 11 4331-3919
/ -4939
Fax +54 11 4331-5162
rr.americas@oie.int
www.rr-americas.oie.int

Status of the OIE PVS¹ evaluation missions

(as at 6 March 2009)

Region	Official requests*	Missions completed	Reports sent to countries
Africa	39	35	30
Americas	17	14	9
Asia/Pacific	13	12	11
Europe	12	10	8
Middle East	12	8	4
Total	93	79	62

* Official requests:

Africa (39): *Algeria, Benin, Burkina Faso, Burundi, Cameroon, Chad, Côte D'Ivoire, Congo (DR), Djibouti, Egypt, Eritrea, Gabon, Ghana, Guinea, Guinea-Bissau, Kenya, Lesotho, Liberia (non OIE member), Libya, Madagascar, Malawi, Mali, Mauritania, Mauritius, Morocco, Mozambique, Namibia, Niger, Nigeria, Rwanda, Senegal, Somalia, Sudan, Swaziland, Tanzania, Togo, Tunisia, Uganda and Zambia.*

Americas (17): *Barbados, Belize, Bolivia, Brazil, Colombia, Costa Rica, Dominican Republic, El Salvador, Guyana, Honduras, Jamaica, Mexico, Nicaragua, Panama, Paraguay, Peru and Uruguay.*

Asia/Pacific (13): *Bangladesh, Bhutan, Brunei, Cambodia, Fiji, Indonesia, Korea (DPR), Laos, Mongolia, Nepal, Philippines, Sri Lanka and Vietnam.*

Europe (12): *Albania, Armenia, Azerbaijan, Bulgaria, Georgia, Kazakhstan, Kyrgyzstan, Romania, Turkey, Tajikistan, Ukraine and Uzbekistan.*

Middle East (12): *Afghanistan, Bahrain, Jordan, Lebanon, Kuwait, Qatar, Saudi Arabia, Palestine (non OIE member), Oman, Syria, United Arab Emirates and Yemen.*

In italics: Completed missions

1st Meeting of National Veterinary Service Laboratories in the Americas

Panama City, Panama, 9-11 December 2008

The 1st Meeting of National Veterinary Service Laboratories in the Americas was held in Panama City (Panama) from 9 to 11 December 2008. Approximately 70 persons attended the meeting, including experts from OIE Reference Laboratories and representatives from the Veterinary Services of 24 OIE Members in the Americas and four non-member countries.

The meeting objectives were to:

- 1) Identify the animal health and food safety capacity and needs of national Veterinary Service laboratories for terrestrial and aquatic animals (infrastructure, human resources, equipment and adoption of international standards).
- 2) Propose mechanisms to facilitate the coordination, harmonisation and implementation of operational activities at regional level (training, technical and scientific cooperation, availability of reagents, reference materials, expertise, etc.).
- 3) Strengthen cooperation and collaboration with the network of OIE Reference Laboratories.
- 4) Encourage the development of national laboratories in specific areas through twinning with OIE Reference Laboratories.
- 5) Identify areas in the region with poor diagnostic capacity.
- 6) Encourage and improve the information management and administration mechanisms of national laboratories and of Veterinary Service sectors responsible for providing epidemiological information.

The results of the meeting were summarised in the form of a recommendation that included 15 bullet points. One recommendation was that, in accordance with their legislation, Veterinary Service National Reference Laboratories should encourage and promote the creation of national networks of public and private laboratories in order to enhance diagnostic capacity.



official acts

The OIE purchases the building at 14 rue de Prony (Paris, France)



On 16 March 2009, the OIE purchased a large part of the building at 14 rue de Prony, adjoining its headquarters, in accordance with Resolution No. XI adopted by unanimity of the International Committee on 30 May 2008 and after successful negotiations with the seller (the insurance firm AXA) and relevant banking institutions (see also the article 'The World Organisation for Animal Health and its headquarters', *Bulletin* No. 2008-4). This is a historic operation for the OIE, strengthening its development and future. An appel has been launched among Members of the Organisation to help purchase the building; this acquisition is currently mainly financed by a bank loan.



Appointment of permanent Delegates

1 September 2008



Czech Republic

Dr Milan Malena

Chief Veterinary Officer, Ministry of Agriculture



15 January 2009 Cameroon

Dr Baschirou

Moussa Demsa

Director General of Veterinary

Services, Ministry of Livestock, Fisheries and Animal Industries



11 February 2009 United Arab Emirates

Dr Thouwaiba Ahli

Head of Animal

Production Section, Ministry of Environment and Water



1 January 2009 Mexico

Dr Francisco

Velarde García

Director General of Animal Health,

Ministry of Agriculture, Livestock, Rural Development, Fisheries and Food



22 January 2009 Thailand

Dr Yukol

Limlamthong

Director General, Ministry of

Agriculture and Cooperatives



13 February 2009 Gabon

Dr Morgan

Bignoumba

Chief Veterinary Officer, Ministry

of Agriculture, Livestock and Rural Development



6 January 2009 Yemen

Dr Mansoor

Mohammed

Al-Qadasi

Director General,

General Directorate of Animal Health and Veterinary Quarantines, Ministry of Agriculture and Irrigation



25 January 2009 Iraq

Dr Sabah Jasim

Mozan

Director General of Veterinary

Services, Ministry of Agriculture

16 February 2009 Nicaragua

Dr Mauricio del Socorro

Pichardo Ramírez

Director of Animal Health, Ministry of Agriculture, Fisheries and Forests



14 January 2009 Moldova

Dr Radu Mudreac

Director General,

Sanitary, Veterinary and Animal Origin

Food Inspection Agency, Ministry of Agriculture and Food Industry

1 February 2009 Poland

Dr Krzysztof Jazdzewski

Deputy Chief Veterinary Officer, Ministry of Agriculture and Rural Development

16 February 2009 Bolivia

Dr Julio Galarza Avila

Executive Director, Department of Animal Health, Ministry of Agriculture

17 February 2009 Kyrgyzstan

Dr Baimbet Murataliev

General Director, Veterinary Department, Ministry of Agriculture, Water Resources and Processing Industry



24 February 2009

Ukraine

Dr Petro Ivanovych Verbitskiy

Head of the State Department of

Veterinary Medicine, Ministry of Agricultural Policy

27 February 2009

Romania

Dr Lazar Nicolae

General Director, National Sanitary Veterinary Agency, Ministry of Agriculture, Food and Forests



2 March 2009

Syria

Dr Ziad Namour

Director of Animal Health, Ministry of Agriculture

and Agrarian Reform



6 March 2009

Federated States of Micronesia

Dr Gibson Susumu

Deputy Assistant

Secretary of Agriculture, Department of Resources and Development

9 March 2009

Ecuador

Dr Javier Vicente Vargas Estrella

Director of Animal Health, Ministry of Agriculture, Livestock, Aquaculture and Fisheries

9 March 2009

Turkmenistan



Dr Nepes Karayev

Chief Veterinary Officer, Ministry of Agriculture and Food



13 March 2009

Angola

Dr Antonio José

Director General of Veterinary Services, Ministry of

Agriculture



17 March 2009

Somalia

Dr Habiba Sheikh

Hassan Hamud

Director of

Veterinary Services,

Ministry of Livestock, Forestry and Range

23 March 2009

Jordan

Dr Nasser Eddin Al-Hawamdeh

Secretary General Assistant for Animal Resources, Ministry of Agriculture

Nomination of additional national focal points by OIE Member Countries and Territories

Terms of Reference for the OIE national focal points

During the 76th General Session in May 2008 the importance of the focal point for information on animal diseases was reiterated and Delegates were also requested to nominate additional focal points for wildlife, veterinary products, animal production food safety, animal welfare and aquatic animals.

As detailed in the final report of the 76th OIE General Session in May 2008, the responsibilities of the focal points are **all under the authority of the OIE Delegate**. Any information transmitted to the OIE from the different focal points needs to be transmitted under the designated authority of the OIE Delegate. This practice would equally apply, if focal points are located in other Departments or Ministries not under jurisdiction of the Veterinary Authority, as from a legal perspective the OIE considers the official OIE Delegate to be the unique representative of the country.

Definition of role and responsibilities of new focal points for the five areas identified by the OIE

I. Details on proposed tasks of the national focal point for wildlife:

1. to establish a network of wildlife experts within his country or to communicate with the existing network;
2. to establish and maintain a dialogue with the Competent Authority for wildlife in his country, and to facilitate cooperation and communication among several authorities where responsibility is shared;
3. under the authority of the OIE Delegate of his country, to support the optimal collection and submission of wildlife disease information to the OIE through WAHIS (immediate notifications and follow-up reports, six-monthly reports, and annual questionnaires) to enable the OIE Delegate to more efficiently manage his OIE Member obligations;
4. to act as a contact point with the OIE Animal Health Information Department and the Scientific and Technical Department on matters related to information on wildlife including wildlife diseases;
5. to receive from the OIE Central Bureau copies of the reports of the Working Group on Wildlife Diseases, selected reports of the Scientific Commission for Animal Diseases and other relevant reports, should they address discussion points on wildlife or the livestock-wildlife interface and conduct the in-country consultation process with recognised wildlife and animal health experts on draft texts of standards proposed in

those reports as well as draft standards proposed by the Terrestrial Animal Health Standards Commission when dealing with wildlife diseases; and

6. to prepare comments for the Delegate on each of the relevant meeting reports reflecting the scientific view and position of the individual OIE Member Country or Territory and/or the region including comments on the proposals for new OIE standards and guidelines related to wildlife.

II. Details on proposed tasks of the national focal point for veterinary products:

1. to establish a network of veterinary product experts within his country or to communicate with existing networks;
2. to establish and maintain a dialogue with the Competent Authority for veterinary products in his country, and to facilitate cooperation and communication among several authorities where responsibility is shared;
3. under the authority of the OIE Delegate of his country, to monitor legislation on and control of veterinary products to ensure that these are in support of OIE international standards, guidelines and recommendations;
4. to act as a contact point with the OIE on matters related to veterinary products;
5. to receive from the OIE Central Bureau information on VICH¹ activities and copies of the reports of the Biological Standards Commission and other relevant reports, should they address discussion points on veterinary products;
6. to conduct, on request, the in-country consultation process with recognised veterinary product experts on draft

texts of standards and/or on guidelines and recommendations proposed in those reports; and

7. to prepare comments for the Delegate on each of the relevant meeting reports reflecting the scientific view and position of the individual OIE Member Country or Territory and/or the region, including comments on the proposals for new or revised OIE standards and guidelines and recommendations related to veterinary products.

III. Details on proposed tasks of the national focal point for animal production food safety:

1. to establish a network of animal production food safety experts within his country or to communicate with the existing network;
2. to establish and maintain a dialogue with the Competent Authority for animal production food safety in his country, and to facilitate cooperation and communication among several authorities where responsibility is shared;
3. to receive from the OIE Central Bureau copies of the reports of the Terrestrial Animal Health Standards Commission (Code Commission), including reports of the Working Group on Animal Production Food Safety, and other relevant reports;
4. to conduct the in-country consultation process with recognised animal production food safety experts on draft texts proposed in those reports as well as draft standards proposed by the Code Commission when dealing with animal production food safety issues; and
5. to prepare comments for the Delegate on each of the relevant meeting reports reflecting the scientific view and position of the individual OIE Member Country or Territory and/or the region, including comments on the proposals for new or revised OIE standards related to animal production food safety, taking into account when relevant their compliance with Codex Alimentarius existing standards.

IV. Details on proposed tasks of the national focal point for animal welfare:

1. to establish a network of animal welfare experts within his country or to communicate with the existing network;
2. to establish and maintain a dialogue with the Competent Authority for animal welfare in his country, and to facilitate cooperation and communication among several authorities where responsibility is shared;

3. to receive from the OIE Central Bureau copies of the reports of the Terrestrial Animal Health Standards Commission (Code Commission), including reports of the OIE Animal Welfare Working Group and other relevant reports;
4. to conduct the in-country consultation process with recognised animal welfare experts on draft texts proposed in those reports as well as draft standards proposed by the Code Commission when dealing with animal welfare; and
5. to prepare comments for the Delegate on each of the relevant meeting reports reflecting the scientific view and position of the individual OIE Member Country or Territory and/or the region, including comments on the proposals for new or revised OIE standards related to animal welfare.

V. Details on proposed tasks of the national focal point for aquatic animals:

1. to establish a network of aquatic animal health experts within his country or to communicate with the existing network;
2. to establish and maintain a dialogue with the Competent Authority for aquatic animal health in his country, and to facilitate cooperation and communication among several authorities where responsibility is shared;
3. under the authority of the OIE Delegate of his country, to support the optimal collection and submission of aquatic animal disease information to the OIE through WAHIS (immediate notifications and follow-up reports, six-monthly reports, and annual questionnaires) to enable the OIE Delegate to more efficiently manage his OIE Member obligations;
4. to act as a contact point with the OIE Animal Health Information Department on matters related to information on aquatic animals including aquatic animal diseases;
5. to receive from the OIE Central Bureau copies of the reports of the Aquatic Animal Health Standards Commission and other relevant reports, and conduct the in-country consultation process with recognised aquatic animal health experts on draft texts of standards proposed in those reports; and
6. to prepare comments for the Delegate on relevant meeting reports reflecting the scientific view and position of the individual OIE Member Country or Territory and/or the region, including comments on the proposals for new or revised OIE standards related to aquatic animals.

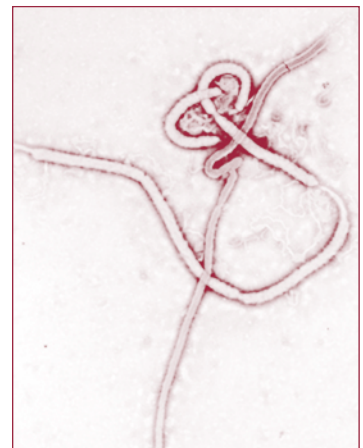
1- VICH: International Cooperation on Harmonisation of Technical Requirements for Registration of Veterinary Medicinal Products.

news from colleagues

epidemiology & animal disease control programmes

Reston ebolavirus in swine and the role of the OIE

On 10 December 2008, the OIE Delegate of the Philippines submitted an official notification to the OIE reporting increased morbidity and mortality due to porcine reproductive respiratory syndrome (PRRS) in several districts of Luzon region (7). Included in the epidemiological note of this notification was the fact that several pigs with confirmed infection with PRRS, and in some instances with other pathogens such as porcine circovirus serotype 2, had also been identified as having confirmed infection with Reston ebolavirus (REBOV). This was the first time REBOV had been identified in pigs, or in any food-producing animal, and as such the finding elicited questions on several important topics – the effect of swine infection with REBOV, the route of transmission of REBOV to swine, the zoonotic potential of REBOV from swine to humans, the human health implications of REBOV infection, and the role of the OIE and its Members in animal health events similar to this situation.



Background on Reston ebolavirus

REBOV is a member of the family *Filoviridae*, in the genus *Ebolavirus* (2). With REBOV, the genus comprises four other known species, *Zaire ebolavirus*, *Sudan ebolavirus*, *Bundibugyo ebolavirus*, and *Ivory Coast ebolavirus*. REBOV, for which all known occurrences trace their origins to the Philippines, is the only *Ebolavirus* to have origins outside of Africa (4). Prior to its identification in swine in the Philippines, REBOV had only been identified in primates, where it was associated with asymptomatic human

infection and severe clinical illness and death in non-human primates (*Cynomolgus* monkeys) (3, 5). There have been six outbreaks of REBOV infections among non-human primates at biomedical research centres in Reston, Virginia, United States of America (USA) (1989 and 1990), Philadelphia, Pennsylvania (USA) (1989), Alice, Texas (USA) (1990 and 1996), and Siena (Italy) (1992). All international outbreaks were linked to monkeys imported from the Philippines; five of six outbreaks were linked to a single export facility in the Luzon region of the Philippines at which there were

also two identified REBOV outbreaks (1990, 1996). To date, no monkeys in the wild or other wildlife species have been identified with evidence of REBOV infection.

REBOV is not considered a significant human pathogen. This is in contrast with its more virulent *Ebolavirus* relatives, particularly the *Zaire*, *Sudan*, and *Bundibugyo* species that are capable of causing haemorrhagic fever with extremely high case-mortality rates among humans. Prior to the current event in the Philippines, relatively few instances of REBOV infection had been identified in humans. Four of these

persons in the USA had well documented infections, none of which was linked to clinical illness, and also had direct contact with sick or dead monkeys known to be infected with REBOV. According to both the World Health Organization (6) and the US Centers for Disease Control and Prevention (1), REBOV infection results in asymptomatic infection in humans.

REBOV infections in pigs and humans in the Philippines

In the course of identifying and characterising the pathogens associated with the increased morbidity and mortality among pigs on the Island of Luzon, Philippines, samples from sick or dead pigs were submitted for testing to the United States Department of Agriculture's Foreign Animal Diseases Diagnostic Laboratory and were presumed to include at least PRRS virus. Results showed that samples were positive for PRRS virus and variably for other swine pathogens such as porcine circovirus serotype 2. In addition, six of the pigs with confirmed PRRS virus from two different farms in the Luzon region also had laboratory results suggestive of REBOV. These latter samples were forwarded to the United States Centers for Disease Control and Prevention, an OIE Collaborating Centre for Emerging and Re Emerging Zoonoses, which confirmed the presence of REBOV. All pigs identified above with confirmed REBOV infection also had confirmed co-infections with one or more known swine pathogens and clinical illness consistent with identified swine diseases. Additional pigs from the two affected farms were

tested for REBOV as a part of an international joint mission; none of the pigs showed clinical signs at the time samples were collected. Laboratory results of pigs from one of the farms showed evidence of active REBOV infection. On the basis of these findings, it is not known to what degree REBOV contributes to clinical illness in pigs. To provide critical scientific evidence about the pathogenesis of REBOV infection in swine, animal infection studies with REBOV are planned at the Australian Animal Health Laboratory (AAHL) in Geelong, Victoria, Australia, an OIE Collaborating Centre for New and Emerging Diseases. AAHL has one of the few laboratories in the world capable of conducting large animal infection experiments involving pathogens classified as Biosafety-level 4 agents, such as Ebolavirus.

Through a follow up investigation of the positive REBOV test results in pigs, six persons have been identified to date with antibodies to REBOV, all results indicating that the infections occurred at least six months earlier. None reported illness attributed to REBOV infection, and all have a history of working in contact with pigs.

Relevant OIE standards and guidelines regarding REBOV

Neither REBOV nor any other Ebolavirus is associated with an OIE-listed disease. According to Article 1.1.3. of the OIE *Terrestrial Animal Health Code* (the *Terrestrial Code*), Veterinary Authorities are required to send the OIE Central Bureau notification from the Delegate of

the country of an emerging disease with significant morbidity or mortality, or zoonotic potential. In the case of REBOV, the zoonotic potential has not been excluded, but to date REBOV has not been shown to be a significant human health risk. In addition, because REBOV was identified only as a co pathogen with other known swine pathogens, and clinical illness was consistent with known swine diseases, it is not yet clear whether REBOV infection alone can cause significant morbidity and mortality in swine. OIE Members should report, or at the very minimum immediately consult the OIE, if they identify the occurrence of any animal health event that may represent an emerging disease.

There are no OIE-validated prescribed or alternate diagnostic assays for determining the presence or absence of REBOV infection, nor currently established OIE Reference Laboratories for Ebolavirus. Ebolavirus infection is not identified as a disease for which testing must occur prior to international movement. The OIE Manual of Diagnostic Tests and *Vaccines for Terrestrial Animals* (the *Manual*) provides detailed descriptions of prescribed and alternate laboratory tests that can be used in a variety of applications for individual diseases, including diagnosis, disease control, surveillance, epidemiological studies and screening for international movement. Only tests for diseases requiring testing prior to international movements as presented in the *Terrestrial Code*, however, are detailed in the *Manual*.

In the instance of an newly identified infection that may have trade implications due to emerging disease or



zoonotic potential, even if it is not an OIE-listed disease, Members identifying the disease in animals in their country should establish surveillance- or population-based surveys to determine the animal health status in the affected region, zone, or compartment. The *Terrestrial Code* lays out the principles for developing surveillance to provide information for the evaluation of animal health status. These principles include 'that the particular Member complies with the provisions of the *Terrestrial Code* (Chapter 3.1.) on the quality and evaluation of the Veterinary Services; that, where possible, surveillance data be complemented by other sources of information (e.g. scientific publications, research data, documented field observations and other non-survey data); and that transparency in the planning and execution of surveillance activities and the analysis and availability of data and information, be maintained at all times, in accordance with Chapter 1.1. of the *Terrestrial Code*.'

OIE and the 'One Health' approach

The identification of REBOV in a food animal provides another example to support the importance of a 'One Health' approach to zoonotic disease events. Much remains unknown about REBOV infection – in humans, in swine, and in the yet-to-be-identified reservoir(s). More information will become available over the months and even years to come. We are fortunate that this event involved a zoonotic pathogen with minimal human health consequences, although with as yet undetermined animal health effects. This event highlights the important role that OIE Reference Laboratories and Collaborating Centres can play in response to infectious disease – including zoonotic – events. Early detection of REBOV, and other emerging or re-emerging diseases, requires a well-trained veterinary service to identify diseases and appropriately respond to their identification with surveillance and control measures. Public-private

partnerships to improve overall animal health programmes, thereby minimising the risk of zoonotic diseases emerging among domesticated food animals, is another key component in an effective 'One Health' strategy. In today's world, the emergence or re-emergence of pathogens with zoonotic potential in food animals – due to changes anywhere along the animal-human-ecosystem interface, including the interactions between animals and wildlife – requires close collaboration between the veterinary and human health sectors. Preparedness for and response to zoonotic disease events should involve Ministries of Agriculture and Ministries of Health, where each sector brings its relevant expertise to the problem at hand, collaborating to achieve the most effective and efficient public health response.

References

- Centers for Disease Control and Prevention (CDC) (2009). – Questions and Answers about Ebola Hemorrhagic Fever. Accessed on 19 February 2009 at <http://www.cdc.gov/ncidod/dvrd/spb/mnpages/dispages/ebola/qa.htm>.
- Fauquet C.M., Mayo M.A., Maniloff J., Desselberger U. & Ball L.A. (Editors) (2005). – Virus Taxonomy. Eighth Report of the International Committee on Taxonomy of viruses (ICTVdB). Filoviruses. Virology division, International Union of Microbiological Societies. Elsevier. Available at: http://phene.cpmc.columbia.edu/ictv/fs_filov.htm. Accessed on 19 February 2009.
- Miranda M.E., Ksiazek T.G., Retuya T.J., Khan A.S., Sanchez A. et al. (1999). – Epidemiology of Ebola (subtype Reston) virus in the Philippines, 1996. *J. Infect. Dis.*, **179** (Suppl. 1), S115-119.
- Peters C.J. & LeDuc J.W. (1999). – An introduction to Ebola: the virus and the disease. *J. Infect. Dis.*, **179** (Suppl. 1), ix-xvi.
- Rollin P.E., Williams R.J., Bressler D.S., Pearson S., Cottingham M. et al. (1999). – Ebola (subtype Reston) virus among quarantined nonhuman primates recently imported from the Philippines to the United States. *J. Infect. Dis.*, **179** (Suppl. 1), S108-114.
- World Health Organization (WHO) (2009). – Ebola haemorrhagic fever. Available at: <http://www.who.int/mediacentre/factsheets/fs103/en/>. Accessed on 19 February 2009.
- World Organisation for Animal Health (OIE) (2009). – World Animal Health Information System (WAHIS), accessed at www.oie.int/wahis/public.php?page=event_summary&reportid=7596.

Expert surveillance panel on equine influenza vaccine composition

National Institute for Medical Research, Mill Hill, London (United Kingdom) 20 January 2009

Conclusions and Recommendations

Influenza activity in 2008

During 2008, outbreaks of the H3N8 subtype were reported from Brazil, China (People's Rep. of) and Mongolia, Colombia, Czech Republic, Egypt, France, Germany, India, Ireland, Japan, Kuwait, Russia, Sweden, the United Kingdom (UK), and the United States of America (USA). Australia was declared free of influenza in 2008 after an intensive eradication programme.

Source of viruses characterised during 2008

Viruses available for characterisation during 2008 were isolated in the Czech Republic, Germany, Ireland, Japan, Switzerland, the UK, and the USA. Information on field observation, vaccine status and genetic and antigenic characterisation from several laboratories was considered.

Field data

Influenza infection was confirmed in both vaccinated and unvaccinated horses. Most vaccines available contained out of date viruses but insufficient information was available to conclude whether infection occurred in the face of high levels of vaccinal antibody.

Characterisation of viruses isolated during 2008

Sixteen viruses isolated in 2008 were characterised antigenically by haemagglutination inhibition (HI) using ferret and/or horse antisera and/or by sequencing of the haemagglutinin (HA) gene. Sequence data submitted to Genbank were also considered.

Genetic characteristics

All the HA sequences obtained for viruses from different countries were of the American lineage (Florida sublineage) and were similar to those of viruses isolated during 2007, comprising two clades. One (clade 1), which includes sequences of recent viruses from Australia, Japan, North America and the UK, may be composed of two subclades. HA sequences of Japanese isolates from 2008 fell within subclade 1A, represented by A/equine/Ibaraki/2007 and

A/equine/Sydney/2007, whereas the sequences of viruses isolated in Egypt and the USA during 2008 fell within subclade 1B, represented by, for example, A/equine/Kentucky/4/2007 or A/equine/Lincolnshire/1/2007. The other (clade 2), represented by, for example, A/equine/Richmond/1/2007, was composed predominantly of sequences of European isolates, but also included that of a virus isolated in Mongolia in late 2007.

No Eurasian lineage viruses were isolated during 2008. The HA sequence of one virus isolated in Switzerland during 2007 was closely related to earlier viruses of the Eurasian lineage, isolated in 1989.

Antigenic characteristics

Analyses, including antigenic cartography (Smith *et al.*, 2004), of HI data available for viruses isolated in 2008 indicated that HAs of the different clades/subclades continued to be antigenically closely related to that of the currently recommended prototype vaccine strain A/equine/South Africa/4/2003.

Conclusions

The panel was of the view that the low number of Eurasian lineage viruses isolated sporadically during the past 5 years does not warrant a recommendation for continued inclusion of a representative of these viruses (A/equine/Newmarket/2/93) in vaccines.

Genetic and antigenic data available to date indicate that the American lineage viruses isolated during 2008 are similar to and exhibit a similar geographical distribution to the viruses circulating during 2007. With the data presently available, there is no evidence to indicate that the genetic differences between viruses isolated in America, Asia or Europe are yet sufficient to affect the efficacy of vaccines containing A/equine/South Africa/4/2003-like viruses.

Level of surveillance

The existence of multiple subclades of American-lineage viruses indicates the continued evolution of these viruses, which eventually will have an impact on vaccine efficacy.



More viruses need to be submitted to determine which clades and subclades of viruses are circulating (or co-circulating) in different parts of the world. The panel wishes to emphasise the importance of continued surveillance and rapid submission of viruses to reference laboratories for characterisation in order that antigenic and genetic drift can be monitored effectively and the information relayed to vaccine manufacturers in a timely manner.

Recommendations

The panel does not recommend inclusion of an H7N7 virus in current vaccines.

The panel no longer supports the need for inclusion of a Eurasian lineage H3N8 virus represented by A/equine/Newmarket/2/93.

Manufacturers should adopt the 2004 recommendations and update the American lineage H3N8 component of their vaccines to an A/equine/ South Africa/4/2003-like virus. (They are advised to consult reference laboratories to ensure that the isolate selected shows broad cross reactivity with viruses from different geographical regions.)

Vaccines

Many vaccines still contain American lineage viruses such as Kentucky/94 and Newmarket/1/93 that were first recommended over 10 years ago. However, because of the practice used by some vaccine manufacturers of updating strains on an *ad hoc* basis, other viruses such as A/eq/Kentucky/97, A/eq/Kentucky/98 A/eq/Kentucky/2002 have also been used. At the time of writing only two vaccines containing an A/eq/ South Africa/4/2003-like virus are available although it is understood that at least one additional vaccine manufacturer is in the process of updating.

Standard reagents

Reference reagents specific for the recommended European lineage vaccine strains are available for standardisation of vaccine content by single radial diffusion (SRD) assay and can be obtained from the National Institute of Biological Standards and Control (NIBSC), email: enquiries@nibsc.co.uk. Preparation of reagents for A/South Africa/4/2003-like viruses is under review.

Four equine influenza horse antisera against A/eq/Newmarket/77(H7N7), A/eq/Newmarket/1/93(H3N8), A/eq/Newmarket/2/93(H3N8) and A/eq/South Africa/4/2003 (H3N8) are available as European Pharmacopoeia Biological Reference Preparations for serological testing of vaccine responses using the single radial haemolysis test. Sera may be sourced from European Directorate for the Quality of Medicines (EDQM) <http://www.pheur.org>.

SRD reference reagents

NIBSC, Blanche Lane, South Mimms, Potters Bar, Herts EN6 3QG, UK
Fax: (+44-1707) 64.10.50
enquiries@nibsc.ac.uk

EP BRPs for serological testing of equine influenza vaccines

European Directorate for the Quality of Medicines, BP 907,
F-67029 Strasbourg Cedex, France
<http://www.pheur.org>

OIE primary standards for diagnostic serological testing

Animal Health Trust, Lanwades Park, Kentford, Newmarket,
Suffolk CB8 7UU, UK
Fax: (+44-8700) 50.24.61
info@aht.org.uk

References

Smith *et al.* (2004). Mapping the antigenic and genetic evolution of influenza virus. *Science*, **305** (5682), 371–376.

Second OIE International Workshop on Equine Viral Arteritis

13-15 October 2008, Lexington, Kentucky, United States of America

The Second OIE International Workshop on Equine Viral Arteritis (EVA) took place from 13 to 15 October 2008, in Lexington, Kentucky, United States of America. Convened by the Dorothy Russell Havemeyer Foundation, Inc., and the Maxwell H. Gluck Equine Research Center, the workshop was attended by scientists from Asia, Australia, the European Union, the Middle East, and North and South America.

Workshop goals

1. To provide a forum for sharing information on new and existing laboratory tests for the diagnosis of equine arteritis virus (EAV) infection;
2. To provide an update on what is known of the epidemiology of EAV;
3. To consider how best to achieve greater prevention and control of EVA and to reduce the risk of virus dissemination through international trade.

Main conclusions

1. While virus isolation was acknowledged to be of proven reliability in determining infectivity in cases of EAV infection and as the prescribed test for international trade, alternative, more rapid molecular-based detection methods with equivalent sensitivity and specificity are needed. To date, the development and validation of such assays has lacked coordination at the international level.
2. Marked differences exist between countries, laboratories and even equine industries in expectations and requirements of EAV serology. Issues with performance of the current virus neutralisation (VN) test, including the problem of cytotoxicity in certain sera, need to be resolved and renewed efforts made to improve existing enzyme-linked immunosorbent assays (ELISAs) so that they provide comparable sensitivity and specificity to the VN test.
3. Permanent systems of identification of premises and animals would greatly facilitate epidemiological studies and control programmes.
4. The unique role of the carrier stallion as the natural reservoir and source of genetic diversity among strains of EAV, make it very important to continue with genetic and

phenotypic assessment of semen isolates from carrier stallions.

5. Many of the persisting issues over the national/international control of EVA were considered to be more politically than scientifically based.

Main recommendations

1. Establish a technical activity to determine optimal test platforms for real-time polymerase chain reaction (PCR) and other nucleic-acid-based detection systems. Development of an improved molecular virus detection assay of equivalent sensitivity to virus isolation was considered to be a high priority.
2. Continue to use the VN test for regulatory purposes pending availability of an ELISA of comparable sensitivity and specificity. Methods for minimising or eliminating cytotoxicity in certain sera need to be standardised. Where accepted at the national and industry level, the best ELISAs should be used for surveillance purposes. Promote future development of serological tests that facilitate DIVA (differentiating infected from vaccinated animals) strategies.
3. Continue to monitor the global occurrences of EVA and determine mechanisms of virus spread to assist in determining the most appropriate strategies for disease prevention and control.
4. Ongoing surveillance of genetic diversity among global isolates of EAV is critical to the development of improved molecular diagnostics and the rational design of new generation vaccines.
5. Monitor breeding stallion populations to identify carrier animals.
6. Recommend vaccination of seronegative stallions to prevent the establishment of the carrier state.
7. Monitor the use of GnRH (gonadotropin-releasing hormone) treatment modalities for facilitating the elimination of the carrier state in the stallion.

For more information, contact:

Dr Peter Timoney, Department of Veterinary Science, 108 Gluck Equine Research Center, Lexington, KY 40546-0099, United States of America (phone +1-859 257.8542, ext. 81094; e-mail: ptimoney@uky.edu).



Reconstruction of the virus that caused the Spanish influenza pandemic of 1918-1919

The Spanish influenza pandemic of 1918-19 was exceptional on various counts, including the speed with which it spread, the three epidemic waves in quick succession and the severity of the disease. The causal influenza virus strain suddenly appeared in March and April 1918 and spread with deadly efficiency through the most densely populated regions of the United States of America (USA), Europe and Asia, and even in sparsely populated regions such as Alaska and remote Pacific islands. In all, some 500 million people are estimated to have been clinically affected.

This was undoubtedly the worst pandemic in recorded history, killing 675,000 people in the USA and some 50 million worldwide. These figures far exceed the number of people who died in the First World War preceding the pandemic.

Mortality was highest among infants (less than 1 year old), young adults and people aged over 65 years. The most commonly advanced hypothesis to account for this unusual distribution is that middle-aged people had been exposed to an H1 strain during the pandemic of 1889 and retained a degree of immunity to the H1 strain of 1918.

The rapid spread of the 1918 pandemic was one of its main characteristics. The first epidemic wave occurred in spring 1918, but the virus had not yet attained optimal virulence. However, during the second wave that followed at the end of the year the virus was fully virulent. The last wave occurred in 1919 and was variable in severity. Although the full genomic sequence of the 1918 strain is now known, there are no obvious features that could account for its exceptional virulence. Unfortunately, the sequences obtained are all from the strains that caused the second epidemic wave and we cannot therefore compare them with the sequences derived from the strains of the first wave since these are not available.

Another characteristic of the 1918 pandemic was the severity of the lesions. Even though the majority of victims died of pneumonia associated with secondary bacterial infections, a significant proportion of deaths were from acute pulmonary oedema or massive pulmonary haemorrhage, which progressed rapidly after the onset of symptoms. A series of autopsies carried out in 1918 detected lesions confined to the respiratory tract, characteristic of a

pulmonary infection with a viral strain well-adapted to this organ. In contrast, the lesions observed in current cases of human infection with virus H5N1, originating in birds, involve various organs, including the digestive tract. This resembles avian influenza.

The virus responsible for the second wave of the pandemic in 1918 was recently reconstructed based on lung samples taken from the corpses of people known to have died after infection with the virus. Using reverse genetics, researchers succeeded in reconstructing a virus with all eight genomic segments of the A/South Carolina/1/18 strain of 1918, as well as recombinant viruses comprising genomic segments selected from this strain within the context of a contemporary H1 virus – a real scientific exploit in virus archaeology.

This reconstruction allowed the extreme virulence of the strain responsible for the second wave of the pandemic in 1918 to be tested. This was demonstrated in embryonated chicken eggs as well as in mice, death occurring within three days. The virus is quite clearly a killer.

Prof. Paul-Pierre Pastoret

Bibliography

- 1- Alexander D.J. & Brown I.H. (2008). – History of highly pathogenic avian influenza. In *Avian influenza* (Thomas Mettenleiter, ed.). *Rev. sci. tech. Off. int. Epiz.*, **28** (1), 19-38.
- 2- Palese P., Tumpey T.M. & Garcia-Sastre A. (2006). – What can we learn from reconstructing the extinct 1918 pandemic influenza virus? *Immunity*, **24**, 121-124.
- 3- Steel J. & Palese P. (2008). – The 1918 influenza pandemic: lessons from the past raise question for the future. In *Avian influenza* (H.D. Klenk, M.N. Matrosovich & J. Stech, eds). Karger, *Monographs in Virology*, **27**, 272-286.
- 4- Taubenberger J.K. & Morens D.M. (2008). – Pandemic influenza – including a risk assessment of H5N1. In *Avian influenza* (Thomas Mettenleiter, ed.). *Rev. sci. tech. Off. int. Epiz.*, **28** (1), (1), 187-202.
- 5- Tumpey T., Basler C.F., Aguilar P.V., Zeng H., Solorzano A., Swayne D.E., Cox N.J., Katz J.M., Taubenberger J.K., Palese P. & Garcia-Sastre A. (2005). – Characterization of the reconstructed 1918 Spanish influenza pandemic virus. *Science*, **310**, 77-80.

activities of reference laboratories & collaborating centres

Letter regarding OIE Laboratory Twinning from the Director General of the OIE, Dr Bernard Vallat, to the Delegates

Dear Delegate,

It is now two years since I launched the concept of OIE Laboratory Twinning at the Conference of OIE Reference Laboratories and Collaborating Centres in Florianopolis, Brazil. Since then the OIE has secured significant donor funding for twinning and the programme has become well established, with thirteen twinning projects currently underway in ten countries.

There are currently OIE Reference Laboratories and Collaborating Centres in only 34 of the 174 OIE Member Countries and Territories. Thanks to the twinning programme, the OIE aims to extend its network of capacity and expertise to provide a more even global geographical distribution, so that more OIE Members, including developing and in transition countries, have access to high quality diagnostic testing and expertise, essential for effective prevention, detection and control of important animal diseases, including zoonoses. Expertise is necessary to ensure that countries develop science-based animal health policies and apply OIE international standards appropriately. The setting of international standards by the OIE International Committee should be a truly democratic process and this can only be achieved when Members are able to mobilise their veterinary scientific community to debate technical issues on an equal footing with each other. Ultimately, the twinning programme aims to also build and maintain a veterinary scientific community in developing countries, allowing these countries to become full partners in the field of global standard negotiations.

OIE laboratory twinning is about sustainable capacity building. Each project links an existing OIE Reference Laboratory or Collaborating Centre with a Candidate Laboratory. Through this link, knowledge and skills are



exchanged allowing the Candidate Laboratory to develop capacity and expertise for a disease or topic that is a priority in its region. Eventually the Candidate Laboratory will be able to provide support to other countries and may apply to become an OIE Reference Laboratory or Collaborating Centre in its own right.

Participating institutes and national veterinary authorities must be fully committed to a twinning project to ensure that the benefits are sustained long after the project has concluded. The OIE will fund the link between the two institutes for the duration of the project; however, funds are not available for purchase of laboratory equipment or for upgrading of laboratory infrastructure. There is scope within a twinning project to support surveys, conducted by experts, that can then be used to attract further support from other donors for infrastructure or equipment.

We still have some way to go to create an even global distribution of Reference Laboratories and Collaborating Centres worldwide and, to this end, I would ask you to talk with your national scientists and OIE Regional or Sub-Regional Representations to identify potential Candidate or Parent Laboratories for twinning. We will need to establish links between a greater number of existing OIE Reference Laboratories or Collaborating Centres and Candidate institutes in more OIE Member Countries and Territories. I must emphasise that the Candidate Laboratory should have the potential to provide regional support and that the disease or topic chosen for the project is a priority for the region.

Among the twinning projects currently underway there is a strong emphasis on avian influenza and Newcastle disease, both of which are important diseases. However, the OIE also needs to focus on extending its expertise for other important terrestrial animal diseases and zoonoses such as Rift Valley fever, bovine tuberculosis, peste des petits ruminants, West Nile fever, rabies, sheep and goat pox and important aquatic animal diseases.

For any further information on twinning or to submit an expression of interest please contact Dr Keith Hamilton at OIE Headquarters (k.hamilton@oie.int) who is responsible for the programme. I also enclose a copy of the OIE guide to twinning.

I thank you for your continued support of OIE activities.

Dr Bernard Vallat
Director General



book review

Measuring and Auditing Broiler Welfare


European Commission
Directorate-General for Research
Edited by C. Weeks, A. Butterworth,
University of Bristol, United Kingdom

August 2004

In English

336 pp.

ISBN: 9780851998053



In response to concerns about animal welfare, food assurance schemes are now incorporating standards for animal welfare. This is particularly important in the poultry industry, where much attention has focused on the welfare of broilers (meat birds). However, there is as a result a greater need for scientifically based methods for the measurement and auditing of welfare.

This book brings together papers by international experts from the academic, professional and industrial sectors. It examines practical ways of measuring and auditing broiler welfare on-farm, during transit and pre-slaughter. Related marketing issues and future developments such as automation are also discussed.

Understanding Animal Welfare: The Science in its Cultural Context

by D. Fraser

UFAW/Blackwell Animal Welfare Series

Series Editor: James K Kirkwood

and Robert C Hubrecht


Publisher: Wiley-Blackwell

September 2008

In English

324 pages

ISBN: 978-1-4051-3695-2



This book adopts a completely fresh and thought-provoking approach. It is essential reading for anyone interested in, studying or currently working in the fascinating field of animal welfare science. David Fraser places modern-day welfare issues within their historical context by tracing the evolving ideas that led to current thinking. He also highlights some intriguing issues relating to the contradiction inherent in the expression 'animal welfare

science' and the practical problem of how to assess emotional states in animals (please refer to page 8 of this *Bulletin* for more details).

Animal and human health and welfare: a comparative philosophical analysis

by L Nordenfelt

(Linköping University, Sweden)

Publisher: CABI

August 2006

In English

208 pages

ISBN: 9781845930592

www.cabi.org



For many years scientists working within the fields of human science and animal science have extensively discussed the philosophy of medicine, but these two groups have never communicated with each other on their respective concepts of health, quality of life and welfare. In his book, which helps clarify the difficult but central notions of health and welfare by comparing the human and animal variants of these concepts, Lennart Nordenfelt makes a careful and thoughtful analysis of the concepts of 'welfare', 'well-being' and 'quality of life'.

Divided into three parts, the book starts by presenting some of the major theories of human health and welfare, including the bio-statistical theory, classical theories such as those of Aristotle and Bentham, and objectivist and subjectivist contemporary theories. This is followed by a detailed discussion of theories on animal welfare and health; these include coping, feeling and preference theories. The final part of the book tests a comprehensive conceptual framework of a holistic kind, which focuses on the individual's ability to achieve its vital goals.

Domestic animal behaviour and welfare

by D.M. Broom & A.F. Fraser (Canada)

Publisher: CABI

October 2007, fourth Edition

In English

576 pages

ISBN: 978-1-84593-287-9

orders@cabi.org



Behaviour is a significant indicator of health in animals and understanding behaviour is the key to good management. Animal behaviour and animal welfare science are fast becoming core topics in the curricula of agriculture and veterinary students.

This new edition takes into account developments over the last 10 years and covers companion animals as well as farm animal species, including farmed fish. It is an

indispensable textbook covering the major and growing areas in agricultural and veterinary science and practice.

Stereotypic animal behaviour: Fundamentals and Applications to Welfare

Edited by G. Mason & J. Rushen

(Canada)

Publisher: CABI

Second Edition, 2008

In English

384 pages

ISBN: 978-1-84593-465-1



Biodiversity and its place in everyday life is a highly topical issue. All too often the views expressed are completely one-sided: *a priori*, biodiversity is a good thing and its conservation is vital for the future of mankind. Humans are the main cause of the destruction of nature and everything possible must be done to preserve this threatened biological heritage.

However, the reality is far more complex than this rather simplistic view would suggest. Does everyone see nature in the same way? Is every last part of biodiversity necessary for the biosphere to function? Is biodiversity

orders@cabi.org

unchanging or indeed the result of change? Might humans not also create biodiversity? Should we protect the full diversity of species, and at what price?

Illustrated with numerous examples, this book questions certain preconceptions and looks at how we can build a future in which mankind has a full role to play within nature.

Principles and applications of domestic animal behavior

By E.O. Price

(United States of America)

Publisher: CABI

October 2008

In English

336 pages

ISBN: 978-1-84593-398-2

orders@cabi.org



Drawing on the author's considerable experience in both teaching and research, this introductory-level textbook describes the basic principles underlying animal behaviour and how those concepts can be used in managing the care of domestic and captive wild animals, covering four key themes: development of behaviour, biological rhythms, social behaviour and behavioural aspects of animal management. Extensively illustrated

with many practical examples and over 150 photos and figures.

Main Contents

Interaction of heredity and environment; Behavior genetics; Early experience; Learning; Biological rhythms; Mating systems and reproduction; Male sexual behaviour; Female sexual behaviour; Maternal behaviour; Communication; Agonistic behaviour; Social organisation; Personal space and social dynamics; Human-animal interactions; Animal handling and movement; Atypical behavior and behavioral therapy

La biodiversité au quotidien Le développement durable à l'épreuve des faits

Author: C. Lévêque

Publisher: Quae

Collection: Médecine – Sciences

August 2008, 1st Edition

In French

286 pp.

ISBN: 978-2-7592-0110-5



Biodiversity and its place in everyday life is a highly topical issue. All too often the views expressed are completely one-sided: *a priori*, biodiversity is a good thing and its conservation is vital for the future of mankind. Humans are the main cause of the destruction of nature and everything possible must be done to preserve this threatened biological heritage.

However, the reality is far more complex than this rather simplistic view would suggest. Does everyone see nature in the same way? Is every last part of biodiversity necessary for the biosphere to function? Is biodiversity unchanging or indeed the result of change? Might humans not also create biodiversity? Should we protect the full diversity of species, and at what price?

Illustrated with numerous examples, this book questions certain preconceptions and looks at how we can build a future in which mankind has a full role to play within nature.

Handbook of Alien Species in Europe

Series: *Invading Nature* –
Springer Series in Invasion Ecology,
Vol. 3

Publisher: Springer

2009

In English

400 pages

ISBN 978-1-4020-8279-5

DAISIE, Bern, Switzerland

orders-hd-individuals@springer.com



Biological invasions by alien (non-native) species are widely recognised as a significant component of human-caused global environmental change and the second most important cause of biodiversity decline. Alien species threaten many European ecosystems and have serious environmental, economic and health impacts. The DAISIE (Delivering Alien Invasive Species Inventories for Europe) project has now brought together all available information on alien species in Europe (terrestrial, aquatic and marine) and from all taxa (fungi, plants, animals). Thus for the first time, an overview and assessment of biological invasions in the Pan-European region is finally possible. The *Handbook of Alien Species in Europe* summarises the major findings of this groundbreaking research and addresses the invasion trends, pathways, and both economic and ecological impact for eight major taxonomic groups. Approximately 11,000 alien species recorded in Europe are listed, and fact sheets for 100 of the most invasive alien species are included, each with a distribution map and colour illustration. The book is complemented by a regularly updated internet database providing free additional information. With its highly interdisciplinary approach, DAISIE and its *Handbook* will be the basis for future scientific investigations as well as management and control of alien invasive species in Europe.

Equine Reproductive Physiology, Breeding and Stud Management

By M.C.G. Davies Morel
(United Kingdom)

Publisher: CABI


September 2008, third edition

In English

400 pages

ISBN: 978-1-84593-450-7

orders@cabi.org



The third edition of this highly successful textbook is updated throughout and includes more recent experimental work and updated references, as well as a new chapter on significant developments in embryo technology. This comprehensive text begins with the anatomy and physiology of the mare and the stallion, and then goes on to examine how this knowledge can be applied to the successful breeding of horses, maximising both productivity and animal welfare.

'This book is a proven success as a textbook for degree and diploma courses in equine studies. It also has proved to be a useful supplementary text for veterinary students, as well as valuable for veterinary practitioners and stud managers' *Journal of Equine Veterinary Science*.

special events

Seminar on Good Governance of Veterinary Services

Bamako, Mali, 11-13 December 2008

The OIE has started a series of seminars on good governance of Veterinary Services, whose main objective is to make the OIE Delegates and relevant stakeholders fully aware of the importance of the Veterinary Services, as well as of the different activities and projects that the OIE is developing and carrying out to support its Members (and especially developing countries) in their efforts to achieve compliance with OIE standards on quality of the Veterinary Services. The first of these seminars was held in Gaborone, Botswana, in January 2008, and was organised on behalf of the Southern African Development Community (SADC) and some neighbouring countries (a total of 16 countries).

- 1- FAO: Food and Agriculture Organization of the United Nations
- 2- AU-IBAR: African Union – Interafrican Bureau for Animal Resources
- 3- WAEMU: West African Economic and Monetary Union
- 4- ECOWAS: Economic Community of West African States
- 5- EISMV: Inter-State School of Veterinary Science and Medicine
- 6- USDA-APHIS: United States Department of Agriculture – Animal and Plant Health Inspection Service

The second seminar was held in Bamako, Mali, in December 2008, and was for all other African countries. International, regional and sub-regional organisations (FAO¹, AU-IBAR², WAEMU³, ECOWAS⁴, EISMV⁵, USDA-APHIS⁶), donors (European Commission and France) and private sector representatives (private veterinarians and farmers) also participated in the seminar.

The Minister of Agriculture and Fisheries of Mali, Ms Diallo Madeleine Bâ, chaired the opening ceremony for the Seminar, which clearly demonstrates the political commitment and support of Mali for OIE activities.

The programme included an introductory presentation by Dr Bernard Vallat, Director General of the OIE, on OIE policies, good governance of Veterinary Services and preparation of the OIE Fifth Strategic Plan. This was followed by four sessions including general topics with different presentations:

- Session 1: Capacity building – Surveillance and control of animal diseases
- Session 2: Capacity building and good governance
- Session 3: Trade of livestock and livestock products
- Session 4: Regional activities in animal health.

Dr Vallat also presented and explained the 'commodity-based trade' approach, a concept that has long been applied in the OIE *Terrestrial Animal Health Code* and *Aquatic Animal Health Code*. The OIE is currently working on determining and including more clearly in individual disease chapters a list of commodities that could be rendered safe for trade irrespective of the status of the country or zone of origin. Dr Vallat commented on the findings of an ad hoc Group recently convened by the OIE to discuss this issue. The Group concluded that there was a need for further research on some topics, such as risk related to FMD virus type SAT. Dr Vallat also remarked that the OIE encourages countries to apply the relevant OIE standards rather than systematically conduct risk assessments when trading animals and products. The main guarantee that such standards are being achieved is based on sound governance of the Veterinary Services.



The participants at the Regional Workshop, Bamako

7- PVS: Performance of Veterinary Services
 8- SPS Agreement: Agreement on the Application of Sanitary and Phytosanitary Measures

Dr Elisabeth Erlacher-Vindel, Deputy Head of the OIE Scientific and Technical Department, highlighted certain epidemiological, structural and social characteristics and particularities of Africa that make disease control difficult. She also presented the twinning concept, stressing the need for the Africa region to have a greater availability of expertise to support countries with the application of OIE standards and to participate more fully in the standard-setting process.

Dr Gastón Funes, Head of the OIE Regional Activities Department, presented the OIE-PVS⁷ Programme, including the PVS evaluation and its related activities and projects, such as gap analysis and PVS follow-up missions.

Dr Martial Petitclerc, OIE consultant, made a comprehensive presentation on sanitary legislation, following which the particular situation in several different countries was discussed. This revealed the heterogeneous reality in Africa, and demonstrated why a general framework is urgently needed and why its progressive implementation and adaptation will take time until a broader harmonisation can be achieved in the region.

Dr Yacouba Samake, Deputy OIE Regional Representative for Africa, presented matters relating to the World Trade Organization SPS Agreement⁸, including comments on the Standards and Trade Development Facility (STDF) 13 Project to develop a regional strategy to help countries of East and West Africa implement regional trade in animals and products.

There was a positive response to the concepts of zoning, compartmentalisation and traceability, even if for most of African countries, they could be more difficult to implement than in other regions. Several participants considered that opportunities

could exist for their progressive implementation if and when all the necessary conditions could be met.

The representative of the European Commission presented the 'Better Training for Safer Food' (BTSF) programme for Africa, aimed at supporting the activities of the Veterinary Services through funding, training and capacity-building activities, such as OIE-PVS evaluations and PVS Gap Analysis, twinning projects, legislation modernisation and training of OIE Delegates and their focal points, to be implemented in two years through the OIE.

Discussions were lively and at a good technical level. Special emphasis was placed on the following points:

- **the need for continuous support, within the framework of the OIE-PVS process. Most countries showed a keen interest in steps following an OIE-PVS evaluation, namely the PVS Gap Analysis and the PVS Follow-Up;**
- **the need for a regional approach in dealing with animal health issues, proper coordination being crucial when defining regional strategies;**
- **the importance of good integration, collaboration and balance with respect to the participation of the public and private sectors in the activities of the Veterinary Services, under the overall authority of the official sector (Veterinary Authority);**
- **the existence of major gaps and weaknesses in the sanitary legislation of several countries, as well as difficulties in its implementing, highlighting the need for an urgent update and upgrade to comply with OIE standards;**
- **the need for better collaboration between the animal health and public health sectors, under the concept of 'One World One Health'. It was stressed that the Veterinary Services should take the leading role when dealing with zoonoses and should not be under the responsibility of the Public Health Authority;**
- **the importance of the initial education of veterinarians and the continuous training of Veterinary Services' personnel.**

Lastly, it was strongly recommended that similar seminars be organised in all other OIE regions, using the same general approach but making the necessary adaptations according to the characteristics, needs and priorities of each region.



18th Conference of the OIE Regional Commission for Africa

N'Djamena, Chad, 23-26 February 2009

Kindly hosted by the Government of Chad, the 18th Conference of the OIE Regional Commission for Africa, which was held in N'Djamena, Chad, from 23 to 26 February 2009, was chaired by Dr Adam Hassan Yacoub, Delegate of Chad to the OIE.

Brucellosis in Africa

During the Conference, Prof. Justin Ayayi Akakpo, from the Dakar Inter-State School of Veterinary Sciences and Medicine (Senegal), gave a collegial lecture on the impact of animal brucellosis on livestock economy and public health in Africa.

The assessment pointed to different factors responsible for the incidence of brucellosis in both animals and humans. First vaccination is neither broadly applied nor consistently monitored in a number of countries and available vaccines are not adapted for use in tropical conditions. Furthermore, in the event of brucellosis outbreaks, appropriate sanitary control measures are not always applied.

Improving access to trade markets

Also during the Conference, Dr Gideon Brückner, Head of the OIE Scientific and Technical Department, gave a lecture on barriers to intra-regional and international trade of animals and animal products from Africa. Many trade-sensitive animal diseases are endemic in a majority of African countries and therefore constitute a major barrier.

International trade in animals and animal products poses a major risk of international spread of animal and human pathogens. In this regard, the African Continent faces unique problems and obstacles to enter international world markets for animals and animal products, the most important being the continued presence of most of the trade-sensitive animal diseases in Africa and the inability of many African countries to guarantee the sanitary measures for safe trade required by trading partners. The OIE has introduced several trade-facilitating concepts such as country, zonal and compartment freedom from disease as well trade in disease-free commodities to enhance trade in animals and animal products for all OIE Members, including developing and transitional countries that are still in the process of moving towards full compliance with international sanitary standards.

The Conference adopted two important recommendations on these items, which will be submitted for consideration and endorsement by the Delegates of the 174 OIE Members at the next OIE General Session, due to be held Paris in May 2009.



Participants at the 18th Conference of the OIE Regional Commission for Africa in N'Djamena from 23 to 26 February 2009

agenda

2009

April

(events not included in Vol. 1- 2009)

*OIE Regional Workshop
for Newly Assigned Delegates*

6-7 April
Phuket (Thailand)

*5th Round Table for the
Surveillance and Control
of FMD in the Middle East*

7-8 April
Beirut (Lebanon)
rr.mideast@oie.int

*4th Meeting of the GF-TADs
Regional Steering Committee for the
Middle East*

9 April
Beirut (Lebanon)
rr.mideast@oie.int

*2nd PSVS Workshop on Veterinary
Legislation and Governance*

23-24 April
Chiang Mai (Thailand)
Under the OIE/AusAID PSVS Programme
Dr Ronello Abila
rcu.seafmd@oie.int

eHealth Solutions
27-29 April
Boston, MA (United States of
America)
www.bio-itworldexpo.com/

*3rd Annual International Vaccines
Congress*

28-29 April
Singapore
register@ibcasia.com.sg
www.ibc-asia.com/vaccinesasia

*International Poultry Council's
spring meeting*

30 April – 1 May
Rome (Italy)
www.internationalpoultrycouncil.org/8/ml
2500

May

(updated since Vol. 1- 2009)

*FAO/WHO expert meeting
on Salmonella and Campylobacter
in chicken meat*

4-8 May
Rome (Italy)
www.who.int/foodsafety/micro/jemra/meetings/may09/en/index.html
http://www.who.int/foodsafety/micro/jemra/meetings/may09/en/index.html

*The Impact of the Environment
on Innate Immunity:*

The Threat of Diseases
4-9 May

Ötz Valley (Austria)
European Science Foundation
Research Conferences Unit
Brussels (Belgium)
Tel.: + 32 (0)2 533 2020
Fax: +32 (0)2 538 8486
conferences@esf.org
www.esf.org/conferences

*7th International Symposium
on Shiga Toxin*

*(Verocytotoxin)-producing
Escherichia coli infections*
10-13 May
Buenos Aires (Argentina)
info@vtec2009.com.ar
www.vtec2009.com.ar

*3rd EPIZONE Annual Meeting:
'Crossing Borders'*

12-15 May
Antalya (Turkey)
epizone.cvi@wur.nl
www.epizone-eu.net/annualmeeting

*2nd OIE Regional Expert Group
Meeting for AI (Avian Influenza)
Surveillance*

13-14 May
Tokyo (Japan)
Under the OIE/JTF Programme
asia-pacific@oie.int

**Australian Veterinary Association
(AVA) Annual Conference 2009**

'One Medicine, One Health'

17-22 May

Darwin, Northern
Territory (Australia)

Conference Secretariat

Freecall: 1300 137 309

Tel.: 02 9431 5000

Fax: 02 9437 9068

events@ava.com.au

avacms.eseries.hengsystems.com.au/A
M/Template.cfm?Section=Home2

Meeting of the OIE

Administrative Commission

21-22 May

OIE Headquarters

Paris (France)

**77th General Session
of the OIE**

24-29 May

Maison de la Chimie
and OIE Headquarters
Paris (France)

oie@oie.int

**International Conference
on Climate change
and infectious diseases**

26-28 May

Greifswald (Germany)

Symposium2009-

ClimateChange@fli.bud.de

www.wiko-greifswald.de International

**International Conference
on the Use of Antimicrobials
in Cattle Production**

27-29 May

Kansas State University,
Manhattan (United States
of America)

wpacheco@ksu.edu

June

**The European Association
for Health Information and Libraries
(EAHIL) Workshop 2009**

2-5 June

Dublin (Ireland)

Louise Farragher (Chair, Local
Organising Committee)

lfarragher@hrb.ie

Tel.: +353 (0)1 2345 159

Paul Murphy (Chair, International
Programme Committee)

pauljmurphy@rcsi.ie

**ACVIM Forum & Canadian Veterinary
Medical Association Convention**

3-6 June

Montreal (Canada)

ACVIM@ACVIM.org

**OIE ad hoc Group on Private
Standards**

4-5 June

OIE Headquarters

Paris (France)

www.oie.int/eng/en_index.htm

trade.dept@oie.int

RNA Interference Summit

8-9 June

San Francisco, California
(United States of America)

Tanuja Koppal, Ph.D.

Conference Director

Cambridge Healthtech Institute

Tel.: 973-525-4667

tkoppal@healthtech.com

www.healthtech.com/gta/rns?c=6765

**WTO technical workshop
on SPS measures**

8-10 June

Maseru (Lesotho)

For English-speaking

SADC member countries

In collaboration with OIE, IPPC and

Codex Alimentarius

p.bastiaensen@oie.int

**2nd OIE/FAO-APHCA Regional
Workshop on Brucellosis Diagnosis
and Control with an emphasis
on B. melitensis**

8-11 June

Tha-Phra (Khon Kaen Province,
Thailand)

Dr Kenji Sakurai

asia-pacific@oie.int

**International Symposium
on Sustainable Improvement
of Animal Production and Health**

8-11 June

Vienna (Austria)

International Atomic Energy Agency

IAEA-CN-174

Vienna International Centre

APHS-Conference@iaea.org

*Course on Disease**Outbreak Management**(Part 2-distance learning)*

8-12 June

Faculty of LIFE Sciences,
Copenhagen (Denmark)

Mette Giersing

Tel: +45 35333016

metg@life.ku.dk

*World Pharmaceutical Congress:**Assays for Efficient**and Safe Drug Development*

9-11 June

Philadelphia (United
States of America)

Tel.: 781-972-5400

Fax: 781-972-5425

*Importation of animal products:
threat or opportunity?*

11-12 June

Maseru (Lesotho)

For English-speaking SADC member
countrieswww.rr-africa.oie.int/en/en_index_annex14.html*Nanotechnology for the Study of
Cellular and Molecular Interactions*

14-18 June

Barga, Tuscany (Italy)

kstebe@seas.upenn.edu

www.engconfintl.org/9aa.html*WTO Technical Workshop
on SPS Measures*

15-17 June

Bamako (Mali)

In collaboration with the OIE, the
International Plant Protection Convention
(IPPC) and Codex Alimentarius (CAC)
For French-speaking African countries*World Association of Veterinary
Laboratory Diagnosticians
(WAVLD) Annual Conference*

17-20 June 2009

Madrid (Spain)

Jose Luis Blanco

jlblanco@vet.ucm.es

*26th International Congress
of Chemotherapy and Infection*

18-21 June

Toronto (Canada)

lcc09@congresscan.com

www.icc-09.com*From Biological Systems to
Nanotechnological Applications*

20-25 June

Ötz Valley (Austria)

Alessandra Piccolotto

apiccolotto@esf.org

*Meeting of the WTO SPS Committee
(Agreement on Sanitary
and Phytosanitary Measures)*

22-25 June

Geneva (Switzerland)

www.wto.org/english/tratop_e/sps_e/sps_e.htm*Sixth International Conference
on Remote Engineering and Virtual
Instrumentation (REV 2009)*

22-25 June

Bridgeport, CT (United States of
America)

info@rev2009.org

*OIE/FAO International conference
on foot and mouth disease*

24-26 June

Asunción (Paraguay)

scientific.dept@oie.int

IFAH-Europe conference 2009

25 June

Brussels (Belgium)

Myriam Alcain

Communications Manager

m.alcain@ifahsec.org

*32nd Session of the Codex
Alimentarius Commission*

29 June – 4 July

Rome (Italy)

Codex@fao.org

[www.codexalimentarius.net/
web/index_en.jsp](http://www.codexalimentarius.net/web/index_en.jsp)*OIE Working Group
on Animal Welfare*

30 June – 2 July

OIE Headquarters

Paris (France)

trade.dept@oie.int

[www.oie.int/eng/bien_etre/en_
introduction.htm](http://www.oie.int/eng/bien_etre/en_introduction.htm)

July

Government Veterinary Surgeons (GVS) Conference: Education, Expertise and Evidence

1-2 July

University of Nottingham
(United Kingdom)

Megan Power (GVS Programme Lead)
DEFRA FFG

London

Tel.: 020 7238 3030

megan.power@defra.gsi.gov.uk

BIT life Sciences: 2nd

Annual World Summit of Antivirals

18-25 July

Beijing (People's Rep. of China)

Ms Chris Huang

Programme Coordinator

Organising Committee

Tel.: +86 411 847 99 609 – 813

Fax: +86 411 847 99 629

The 5th International Veterinary Vaccines and Diagnostics Conference

19-24 July

Madison (United States
of America)

Janelle Manning

Monona Terrace Convention Centre

School of Veterinary Medicine

ivvdc@vetmed.wisc.edu

Intersectoral collaboration to control avian influenza

20-22 July

Cyprus

rr.mideast@oie.int

OIE Sub-Regional training course on rabies laboratory diagnosis

27-31 July

Pretoria (South Africa)

In collaboration with SEARG and OVI

p.bastiaensen@oie.int

August

Ad hoc Group on

Laboratory Animal Welfare

4-6 August

OIE Headquarters

Paris (France)

trade.dept@oie.int

12th International Symposium on Veterinary Epidemiology and Economics (ISVEE XII)

10-14 August

Durban (South Africa)

info@isvee.co.za

www.isvee12.co.za

Production & Manufacturing of Vaccines

17-18 August

Providence, RI (United
States of America)

chi@healthtech.com

International Aquaculture Biosecurity Conference

17-18 August

Trondheim (Norway)

www.iabconference.org

Preclinical/Clinical Development of Novel Vaccines: the Next Generation of Human Vaccines

18-19 August

Providence, Rhode Island
(United States of America)

Leslie C. Lilly

Tel: +1 978- 371-5942

Fax: +1 781-972-5425

chi@healthtech.com

www.healthtech.com/imt/clv.aspx?
c=6788

OIE ad hoc Group on Import Risk Analysis for Animals and Animal Products

18-20 August

OIE Headquarters

Paris (France)

www.oie.int/aac/eng/en_fdc.htm

trade.dept@oie.int

8th International Congress of Veterinary Virology

23-26 August

Budapest (Hungary)

Mária Benk: benko@vmri.hu

Tamás Bakonyi:

bakonyi.tamas@aotk.szie.hu

Optimizing Cell Culture Technology

24-25 August

Cambridge, MA (United States
of America)

Mary Ruberry

Conference Director

Cambridge Healthtech Institute

Tel.: 781 972 54 21

mruberry@healthtech.com

Optimizing Mammalian Cell Lines

26-27 August

Cambridge, MA (United States
of America)

Mary Ruberry

Conference Director

Cambridge Healthtech Institute

Tel.: 781 972 54 21

mruberry@healthtech.com

10th World congress of veterinary anaesthesia

31 August – 4 September

Glasgow (United Kingdom)

Rachel Pepper

Rachel.pepper@rw-

communications.co.uk

**10th International Congress
on Medical Librarianship (ICML)**

31 August – 4 September

Brisbane (Australia)

ICML 2009 Congress Secretariat

Tel.: (61 7) 3307 4000

Fax: (61 7) 3844 0909

ICML2009@icms.com.au

September

**Workshop on
food-borne diseases**

September

Dubai (United Arab Emirates)

rr.mideast@oie.int

**XIV Latin American
Congress of Buiatrics**

17-19 September

Lima (Peru)

secretaria@buiatriaperu.org

**OIE Regional Seminar
on Communication**

22-23 September

Gaborone (Botswana)

For English-speaking African countries

m.zampaglione@oie.int

Third Annual Biomarker

Data Analysis

22-25 September

Washington, DC

(United States of America)

Julia Boguslavsky

juliab@healthtech.com

3rd African Veterinary Congress

28-30 September

Yaounde (Cameroon)

Dr Fotso Kamnga Zéphyrin

fokaze@yahoo.fr

vetatvac@yahoo.com

Tel.: (237) 22 02 36 05 / 99 91 14 37

Fax: (237) 22 21 37 26

October

Vaccine: 3rd Global Congress

4-6 October

Singapore (Singapore)

Melissa Blake

m.blake@elsevier.com

www.vaccinecongress.com/

**X Latin American Congress
of Microbiology and Food
Hygiene (X COLMIC)**

4-7 October

Punta del Este (Uruguay)

info@congresoselis.com.uy

secretariacolmic2009@

congresoselis.com.uy

www.colmic2009.org.uy

**21st Latin American
Congress on Poultry Farming**

6-9 October

Havana (Cuba)

info@avicultura2009.com

www.avicultura2009.com

**Meeting of the OIE
Administrative Commission**

7-9 October

OIE Headquarters

Paris (France)

**International meeting of the
European Gelatine Manufacturers**

9 October

Rome (Italy)

mve@gelatine.org

www.gelatine.org/index.html

**OIE Worldwide Conference
Evolving veterinary education
for a safer world**

12-14 October

Maison de la Chimie,

Paris (France)

a.balmont@oie.int

**Meeting of the WTO SPS
Committee (Agreement
on Sanitary and Phytosanitary
Measures)**

12-16 October

Geneva (Switzerland)

www.wto.org/english/tratop_e/

sps_e/sps_e.htm

**Viral Safety & Extraneous Agents
Testing for Veterinary Vaccines**

25-27 October

Annecy (France)

iabs@iabs.org

**10th Conference
of the OIE Regional Commission
for the Middle East**

25-29 October

Qatar

regactivities.dept@oie.int

**Immunogenicity Assessment
and Clinical Relevance**

26-29 October
Philadelphia, Pennsylvania
(United States of America)

Nicole Lyscom
nlyscom@healthtech.com
www.healthtech.com/imn

**World Conference on
Biological Invasions and Ecosystem
Functioning (BIOLIEF)**

27-30 October
Porto (Portugal)
biolief@ciimar.up.pt

November**RNAi: For Screening Cellular
Pathways and Targets**

2-3 November
Boston, MA (United States of
America)
Tanuja Koppal
tkoppal@healthtech.com

**15th Annual Conference 'Animal
Healers' past and present**

14 November
Berlin (Germany)
Dr Johann Schaeffer
johann.schaeffer@tiho-hannover.de

**26th Conference of the OIE
Regional Commission for Asia,
the Far East and Oceania**

16-21 November
Shanghai (People's
Republic of China)
OIE Regional Activities Department
regactivities.dep@oie.int

**BIT's 2nd Annual Congress
and Expo of Molecular Diagnostics
(CEMD-2009)**

19-21 November
Beijing (People's
Republic of China)
Helen Zhao
Helen@bitlifesciences.com

**15th Congress FECAVA
27-29 November**

Lille (France)
contact@afvac.com

December**4th Inter-American Committee for
Aquatic Animal Health**

December
Costa Rica
f.caya@oie.int

**Epidemics: Second International
Conference on Infectious Disease
Dynamics**

2-4 December
Athens (Greece)
Amy Hill
a.hill@elsevier.com
www.epidemics.elsevier.com

**Regional Conference
on Veterinary Drugs**

2-4 December
Damascus (Syria)
rr.mideast@oie.int

**Seminar for OIE Regional
and Sub-Regional Representatives**

16-18 December
OIE Headquarters
Paris (France)
regactivities.dept@oie.int

2010**March****14th International
Congress on Infectious Diseases**

9-12 March
Miami, Florida (United
States of America)
info@isid.org
www.isid.org/

11th Pan-American Dairy Congress

22-25 March
Belo Horizonte (Brazil)
www.fepale.org/

April**XII Conference on Cell Culture**

25-30 April
Banff Springs, Alberta (Canada)
CEE-XII@UDEL.EDU



2010

July

*World Congress of
Industrial Biotechnology*
25-27 July
Qingdao (People's
Republic of China)
Michelle Han
Tel.: 0086-411-84799609-811
michelle@bit-ibio.com
www.bit-ibio.com/default.asp

September

*24th Conference of the OIE
Regional Commission for Europe*
September
Kazakhstan
OIE Regional Activities Department
regactivities.dept@oie.int

November

*20th Conference of
the OIE Regional Commission
for the Americas*
16-19 November
Montevideo (Uruguay)
OIE Regional Activities Department
regactivities.dept@oie.int

Special worldwide event in September 2009

'World Rabies Day' on 28 September 2009

Rabies is a neglected and severely under-reported zoonotic disease in developing countries, killing each year worldwide an estimated 50,000 to 60,000 people, mostly children, with terrible suffering. Rabies control is successfully achieved through control and eradication of the disease in the animal vector. The huge majority of human rabies infections are caused by rabid dog bites. Therefore animal vaccination, as well as surveillance of stray dog populations, remain the methods of choice to control and eradicate rabies. Currently, with only 10% of the financial resources used worldwide to treat people after a dog bite, Veterinary Services would be able to eradicate rabies in animals and thus avoid almost all human cases.

OIE confirms its commitment to the global fight against rabies and supports the 3rd 'World Rabies Day' taking place on 28 September 2009 (<http://www.worldrabiesday.org>). OIE Members are invited to actively participate in the 'World Rabies Day' events and to liaise with their OIE regional or subregional representation for further information and for planning of national and regional activities.

The 'World Rabies Day' was launched for the first time in 2007 by a group of researchers and professionals, including OIE representatives, who formed a global 'Alliance for Rabies Control' to elicit worldwide support for the control of this disease. The 'World Rabies Day' initiative, involves a large number of animal and human health partners at the international, national, provincial, and local levels, further veterinary, medical or other specialised professional and student organisations, as well as corporate and non-profit partners. The goal of 'World Rabies Day' outreach is to mobilise awareness and resources worldwide in support of global rabies control in animals and human rabies prevention.



OIE MEMBERS (174)


AFGHANISTAN
ALBANIA
ALGERIA
ANDORRA
ANGOLA
ARGENTINA
ARMENIA
AUSTRALIA
AUSTRIA
AZERBAIJAN
BAHRAIN
BANGLADESH
BARBADOS
BELARUS
BELGIUM
BELIZE
BENIN
BHUTAN
BOLIVIA
BOSNIA AND HERZEGOVINA
BOTSWANA
BRAZIL
BRUNEI
BULGARIA
BURKINA FASO
BURUNDI
CAMBODIA
CAMEROON
CANADA
CAPE VERDE
CENTRAL AFRICAN REP.
CHAD
CHILE
CHINA (PEOPLE'S REP. OF)
CHINESE TAIPEI
COLOMBIA
COMOROS
CONGO
CONGO (DEM. REP. OF THE)
COSTA RICA
CÔTE D'IVOIRE
CROATIA
CUBA
CYPRUS
CZECH REPUBLIC
DENMARK
DJIBOUTI
DOMINICAN REP.
ECUADOR
EGYPT
EL SALVADOR
EQUATORIAL GUINEA
ERITREA
ESTONIA
ETHIOPIA
FIJI ISLANDS
FINLAND
FORMER YUG. REP. OF MACEDONIA
FRANCE
GABON
GAMBIA
GEORGIA
GERMANY
GHANA
GREECE
GUATEMALA
GUINEA
GUINEA BISSAU
GUYANA
HAITI
HONDURAS
HUNGARY
ICELAND
INDIA
INDONESIA
IRAN
IRAQ
IRELAND
ISRAEL
ITALY
JAMAICA
JAPAN
JORDAN
KAZAKHSTAN
KENYA
KOREA (DEM. PEOPLE'S REP.)
KOREA (REP. OF)
KUWAIT
KYRGYZSTAN
LAOS
LATVIA
LEBANON
LESOTHO
LIBYA
LIECHTENSTEIN
LITHUANIA
LUXEMBOURG
MADAGASCAR
MALAWI
MALAYSIA
MALDIVES
MALI
MALTA
MAURITANIA
MAURITIUS
MEXICO
MICRONESIA (FEDERATED STATES OF)
MOLDOVA
MONGOLIA
MONTENEGRO
MOROCCO
MOZAMBIQUE
MYANMAR
NAMIBIA
NEPAL
NETHERLANDS
NEW CALEDONIA
NEW ZEALAND
NICARAGUA
NIGER
NIGERIA
NORWAY
OMAN
PAKISTAN
PANAMA
PARAGUAY
PERU
PHILIPPINES
POLAND
PORTUGAL
QATAR
ROMANIA
RUSSIA
RWANDA
SAN MARINO
SAO TOME AND PRINCIPE
SAUDI ARABIA
SENEGAL
SERBIA
SIERRA LEONE
SINGAPORE
SLOVAKIA
SLOVENIA
SOMALIA
SOUTH AFRICA
SPAIN
SRI LANKA
SUDAN
SURINAME
SWAZILAND
SWEDEN
SWITZERLAND
SYRIA
TAJIKISTAN
TANZANIA
THAILAND
TOGO
TRINIDAD AND TOBAGO
TUNISIA
TURKEY
TURKMENISTAN
UGANDA
UKRAINE
UNITED ARAB EMIRATES
UNITED KINGDOM
UNITED STATES OF AMERICA
URUGUAY
UZBEKISTAN
VANUATU
VENEZUELA
VIETNAM
YEMEN
ZAMBIA
ZIMBABWE



news from headquarters

Staff changes

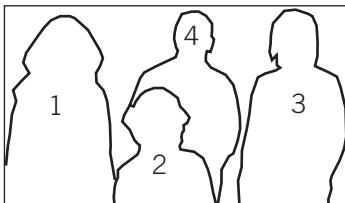
Welcome to Marie Edan from her colleagues in the Regional Activities Department



1. Mara Elma Gonzalez Ortiz
2. Nathaly Monsalve
3. Nilton Antonio de Morais
4. Stéphane Berlaud
5. Catherine Hayet
6. Gaston Funes




Bye bye to Barrie Carnat from his colleagues in the Communications Unit



1. Glaïeul Mamaghani
2. Maria Zampaglione
3. Stéphanie Meslin
4. Barrie Carnat



Bye bye to Jean-Luc Angot from his staff



1. Romain Lemesnager
2. Marie Bonnerot
3. Margarita Gómez-Riela
4. Alix Weng, 5. Jean-Louis Lavigne
6. Alain Dehove, 7. Patricia Hatt
8. Jean-Pierre Croiziers

Bye bye to Gidéon Bruckner from his colleagues



1. Elisabeth Erlacher-Vindel,
2. Kokoé Sodji, 3. Martine Risser
4. Sara Linnane
5. François Diaz
6. Lea Knopf
7. Yong Joo Kim
8. Kathleen Glynn
9. Keith Hamilton

Bye bye to Willem Droppers from his colleagues



1. Claudia Campos, 2. Gillian Mylrea
3. Sarah Kahn, 4. Alex Thiermann
5. Anne Guillon, 6. Willem Droppers
7. Yamato Atagi, 8. Leopoldo Stuardo



Paris (France) 12-14 October 2009



Damascus (Syria), 2-4 December 2009

OIE Conference
on Veterinary
Medicinal Products
in the Middle East

